

WALK ON WATER

Large Group Resource Book




WALK ON WATER

STEPPING OUT TO TRUST
OUR FAITHFUL GOD

DEUTERONOMY 7:9

LARGE GROUP RESOURCE BOOK



GEMIS Girls' Clubs

GEMSGC.ORG

SAMPLE
DO NOT
REPRODUCE



GEMS Global
Bringing girls into a living, dynamic relationship with Jesus Christ

Mailing Address
US: 1847 R W Berends Dr. SW, Wyoming, MI 49519
Canada: 261 Woodall Way, Woodstock, ON N4T 0K9
gemsgc.org

Content & Curriculum Manager: Rachel Wierenga
Content Contributors: Bethany Norris, Kamarah Bayard, Karyn Dekker,
and Dana Beerens
Content Editor: Meaghan Minkus
Creative Director: Michelle Lenger
Page design and layout: CrosslinCreative.net
Theme song motions: Katherine Stubblefield
Executive Director: Wendy Hammond

Scriptures taken from the Holy Bible, New International Version®, NIV®. Copyright
© 1973, 1978, 1984, 2011 by Biblica, Inc.™ Used by permission of Zondervan.
All rights reserved worldwide. www.zondervan.com. The "NIV" and "New
International Version" are trademarks registered in the United States Patent and
Trademark Office by Biblica, Inc.™

Copyright © 2025 GEMS Global, 1847 R W Berends Dr. SW, Wyoming, MI 49519

ISBN 978-1-967607-04-4

**All rights reserved. No part of this publication may be reproduced without
permission from the publisher.**

Printed in the U.S.A.

LETTER FROM THE EXECUTIVE DIRECTOR

HELLO, FRIEND!

On behalf of the GEMS Sisterhood, welcome to *Walk on Water: Stepping Out to Trust Our Faithful God*! Thank you for answering God's call to guide girls toward His truth and love. Your willingness to step out and serve makes a lasting impact—one that reaches far beyond what you might see today.


Throughout this curriculum, you'll lead girls through the stories of heroes in the Bible—ordinary people who trusted an extraordinary God. As you guide your girls to step out in faith, prayer, worship, and more, I hope you'll also feel invited to do the same. Like Peter stepping onto the waters of the Sea of Galilee, we can do so much more than we think possible when we keep our eyes fixed on Jesus.

Know that you are not alone. God is with you, just as He was with Moses, Daniel, Mary, and so many others. He will equip you as you pour into the girls He's placed in your care.

Thank you for your faithfulness and for being a light in your girls' lives. I'm praying alongside you that this season of ministry will be one of growth, joy, and bold faith—for the girls you serve and for you.

Wendy

Wendy Hammond
GEMS Executive Director



MEET THE WALK ON WATER CURRICULUM TEAM

Rachel Wierenga is the Content and Curriculum Manager at GEMS. She has a bachelor's degree in integrated ministry studies from the Moody Bible Institute and is working toward her master of divinity degree at Denver Seminary. She has many years of kids' ministry experience and is passionate about teaching girls that they are known, seen, and loved by God.

Rachel has lived in Indiana, Illinois, Connecticut, and Colorado, but now loves calling Grand Rapids, Michigan her home. She enjoys getting coffee with friends, writing music and leading worship with her husband, running marathons, and delighting in God's goodness in ordinary, everyday moments.

Bethany Norris joyfully serves as Content Creator & Program Assistant at GEMS. After graduating from Cedarville University in 2023 with a BA in Christian education, Bethany moved from Maryland to Grand Rapids, Michigan, to join the GEMS Staff. She is currently pursuing a master of theology through Dallas Theological Seminary.

With years of experience leading worship and children's ministries, Bethany is passionate about reaching girls everywhere with the good news of Jesus Christ and equipping them to walk with Him for a lifetime. She enjoys spending time with family and friends, painting, singing, songwriting, and exploring God's beautiful creation.

Kamarah Bayard has been on the GEMS staff for more than five years and serves as the Club Engagement Specialist and also as a content writer. Kamarah has had a passion for writing and storytelling since she was young. She also has a love for education and, of course, girls! Her passion for education took her overseas to South Korea, where she taught English as a private tutor and co-coordinated her church's Sunday children's program. She is currently pursuing a bachelor of arts in ministry

leadership at Northpoint College in Wyoming, Michigan.

Kamarah is passionate about seeing girls from every background and every corner of the world experience the joy of salvation through Jesus and the delight of learning what it means to walk in step with Him, growing closer day by day. Kamarah lives in her hometown of Grand Rapids, Michigan, and enjoys watching science shows, cooking, and sipping a hot cup of tea while listening to music.

Karyn Dekker is a Midwest native whose GEMS story began at age seven, when she became a Busy Bee. Over the years, she has served GEMS in various capacities: Discovery Level Counselor, Club Coordinator, Leadership Trainer, and GEMS Executive Board Member. She is a nurse by education, a business owner through marriage, and a disciple maker by grace. She is passionate about helping girls of all ages develop a living, dynamic relationship with Jesus Christ.

Karyn lives in South Florida with her husband, an entrepreneur-turned-farmer. They enjoy spending time with their adult children. On any given day, you can find Karyn going for a long walk, drinking a large cup of coffee, or practicing her newest skill: baking sourdough bread.

Dana Beerens has been involved in her local GEMS Club for eleven years, serving as Craft Counselor and Club Coordinator. She has a passion for girls and strives to convey the love of Jesus to them whenever she can. Dana and her husband live in Jenison, Michigan, where she is a stay-at-home mom and home educator to their three children. She enjoys vegetable gardening and home canning. She is a hobbyist photographer and admitted craftaholic. You never know what project she will have going on; it could be sewing, painting, tiling the kitchen, building a chicken coop, or even rendering tallow to make soap! Her favorite way to relax is sitting around the campfire with family.

CONTENTS

INTRODUCTION

Letter from the Executive Director	1
Meet the <i>Walk on Water</i> Curriculum Team	2
Why <i>Walk on Water</i> ?	4
<i>Walk on Water</i> Overview and Breakdown of Lessons	5
How to Use <i>Walk on Water</i> : Three Options	6
Getting Started: What You Need	7
The Four P's for a Strong Club Season	9
<i>Walk on Water</i> Club Gathering at a Glance	11
<i>Walk on Water</i> Club Gathering Overview	12
The Joy of Sharing Jesus: Leading a Child to Christ	13
How to Maximize the Potential of the <i>Walk on Water</i> Survey	14

WALK ON WATER LESSONS

Lesson One: Step Out in Faith	15
Lesson Two: Step Out to Trust	25
Lesson Three: Step Out to Lead	33
Lesson Four: Step Out to Worship	40
Lesson Five: Step Out to Pray	48
Lesson Six: Step Out to Serve	55
Lesson Seven: Step Out to Testify	62
Lesson Eight: Step Out to Live for God	69

WALK ON WATER SERVICE PROJECTS

77

WALK ON WATER CRAFTS

101

WALK ON WATER INDEX

117

Before You Go	118
---------------------	-----

WHY WALK ON WATER?

Gone are the days when most people knew who Jesus really was or had some familiarity with famous Bible characters like Moses and Daniel.

Our girls' generation is a post-Christian generation. This means many girls their age haven't even touched a Bible. With biblical literacy at an all-time low, we can't assume that our girls are familiar with famous Bible stories or have even heard the name of Jesus.

Our girls are unfamiliar with the Bible but swamped with information. It's no help that girls are accessing the internet from younger and younger ages and spending more and more time online. Children eight and under spend an average of two hours and twenty-four minutes on screens every day.¹ Even if they aren't connected to a screen, they can access smart speakers. Forty-one percent of kids in a recent survey said that they have been speaking with smart speakers from the age of six or younger.²

Beyond simply accessing information on the internet, girls are also active on social media from younger ages than ever. Forty-

six percent of six- to eleven-year-olds in the aforementioned survey reported having an active social media account (even though the typical minimum age requirement on social media apps and sites is thirteen).³ Social media propels them into the comparison trap as their worth becomes equated with likes and comments. This deepens their insecurities and deflates their confidence.

Our girls were not made to be insecure and timid. They were created to be confident in God's Truth and courageous in faith. That's what the *Walk on Water: Stepping Out to Trust Our Faithful God* curriculum is all about.

Girls will explore the Bible and observe how God uses ordinary people—like Moses, Mary, and Peter—to accomplish His will. They will see how God was *always* with His people, no matter what, and how His people stepped out in faith because they trusted Him. Girls will learn the practical ways these ordinary people stepped out in faith, like praying, serving, and sharing their stories.

Media and technology will always demand our girls' attention, but they can confidently live for God and focus on what matters most when they know that He is worthy of their attention, cares for them, and is with them no matter what. They will be inspired to share this Truth with others, making a difference in their generation!

¹ Victoria Rideout and Michael B. Robb, *The Common Sense census: Media use by kids age zero to eight, 2020* (Common Sense Media, 2020), 3, https://www.commonsensemedia.org/sites/default/files/research/report/2020_zero_to_eight_census_final_web.pdf.

² Zoha Tapia, "Children speak to Alexa more than to their own grandparents," infobip, September 27, 2021, <https://www.infobip.com/news/children-speak-to-alexa-more-than-to-their-own-grandparents>.

³ Ibid.

WALK ON WATER

OVERVIEW AND BREAKDOWN OF LESSONS

Through the *Walk on Water: Stepping Out to Trust Our Faithful God* curriculum, girls will discover how ordinary people trusted God and lived for Him, even amid life's storms. They will be inspired to trust God's faithfulness and confidently step out in faith as they discover His consistent character throughout scripture.

Through *Walk on Water*, girls will be:

1. Encouraged to trust God—the One who always has been and always will be with them
2. Equipped to grasp God's faithfulness through the biblical storyline
3. Empowered to develop a living, dynamic relationship with Jesus through prayer, worship, and Bible study
4. Emboldened to confidently step out in faith to share the gospel and their testimonies with others
5. Invited to engage and activate their faith through *Walk on Water* service projects

The *Walk on Water: Stepping Out to Trust Our Faithful God* curriculum contains enough material for eight weeks of club gatherings and eight *Walk on Water* service projects. Use the material every week, every other week, or in whatever fashion best fits your schedule.

Throughout your club season, girls will study the Bible to learn how God uses ordinary people to accomplish His will. They will discover God's consistent character and unending faithfulness, encouraging them to confidently step out in faith like others in the Bible. They will also be invited to participate in God's story by living out His Truth through prayer, worship, service, and more.

By the end of *Walk on Water*, girls will be equipped to confidently face life's storms head-on, *knowing* and *believing* God is with them.

LESSONS

LESSON	LESSON TITLE	LESSON MEMORY VERSE
Lesson 1	Step Out in Faith	Mark 4:39
Lesson 2	Step Out to Trust	Matthew 14:27b
Lesson 3	Step Out to Lead	Exodus 3:14a
Lesson 4	Step Out to Worship	Deuteronomy 6:5
Lesson 5	Step Out to Pray	Romans 12:12
Lesson 6	Step Out to Serve	Matthew 5:16
Lesson 7	Step Out to Testify	Psalms 40:3
Lesson 8	Step Out to Live for God	1 Peter 2:9

HOW TO USE WALK ON WATER

THREE OPTIONS

GEMS Girls' Clubs come in all shapes and sizes—from big to small clubs, city to rural clubs. Each club is as unique as our girls, so there is no one-size-fits-all. However, the one consistency across all GEMS Clubs is that they use the GEMS curriculum. Based on how frequently your club meets, you'll want to select one of the options below for using the *Walk on Water: Stepping Out to Trust Our Faithful God* resources. Once you've chosen the option that best fits your club, set your schedule for the year and begin praying, planning, and preparing.

OPTION 1

WALK ON WATER: STEPPING OUT TO TRUST OUR FAITHFUL GOD ALONE

This option works well for clubs that meet monthly or for a shortened season (October through December, January through March, or June through August). Use *Walk on Water* as a stand-alone resource for up to sixteen weeks. You will have everything you need for a complete club gathering.

OPTION 2

WALK ON WATER: STEPPING OUT TO TRUST OUR FAITHFUL GOD + BADGES

This option works well for clubs that meet two or more times a month and desire to rotate lesson nights and badgework. Use the sixteen weeks of *Walk on Water* with GEMS Girls' Clubs badges. Go to gemsgc.org for more information on our wide variety of girl-friendly badges and information on how to incorporate these resources into your club.

OPTION 3

WALK ON WATER: STEPPING OUT TO TRUST OUR FAITHFUL GOD + BADGES + OTHER GEMS SUPPLEMENTAL CURRICULUM

This option works well for all clubs, no matter the length of their season. Use the sixteen weeks of *Walk on Water* with other GEMS curricula like *LOVED*, *Friendened*, *Act. Love. Walk, Rise Up*, or *Transformed* plus badges. Go to gemsgc.org for more information on these curricula and badges.

GETTING STARTED:

WHAT YOU NEED

The *Walk on Water: Stepping Out to Trust Our Faithful God* curriculum provides all the necessary components for helping girls discover God's Truth about how and why they can courageously step out in faith. The curriculum's easy-to-use format is intentionally designed to reduce planning and prep time so GEMS Leaders have more time to pray and focus on building relationships with their girls.

✔ **WALK ON WATER LARGE GROUP RESOURCE BOOK (LGRB)**—In addition to the *Walk on Water* curriculum overview, the LGRB contains eight Bible-based lessons, complete with Arrival activities, scripted Lesson Openers, Bible Teachings, weekly memory verses, meaningful Dismissals, eight service projects, eight crafts, and more! Order one LGRB for your Club Coordinator and one for each Co-Coordinator, craft leader, and worship leader.

✔ **WALK ON WATER SMALL GROUP LEADER'S GUIDE (SGLG)**—The SGLG contains everything you need to lead Small Group with excellence. Each SGLG includes welcome activities, memory verse games, relationship-building ideas, questions for applying God's Word, and prayer prompts. Order one SGLG for each Club Coordinator, Co-Coordinator, and Small Group Leader.

✔ **WALK ON WATER GRADES 6–8 SMALL GROUP LEADER'S GUIDE (SGLG)**—This age-specific SGLG will intentionally engage your sixth- to eighth-grade girls. This SGLG can be utilized in tandem with the LGRB or as its own curriculum. It contains welcome activities, age-specific Bible studies, and engaging activities for creativity, connection, and caring for themselves. Order one Grades 6–8 SGLG for your Club Coordinator and one for each Co-Coordinator and grades 6–8 Small Group Leader.

✔ **WALK ON WATER JOURNAL**—The *Walk on Water Journal* is essential during Small Group. This journal corresponds with the main SGLG. The journal's pages are the perfect places for girls to record application thoughts, insights, and prayer requests. It also contains Scripture

verses for girls to study at your club and read at home. Order one journal for each girl.

✔ **WALK ON WATER GRADES 6–8 JOURNAL**—This age-specific journal is crafted to engage sixth- to eighth-grade girls during Small Group. This journal corresponds with the Grades 6–8 SGLG. The pages are filled with space to reflect, apply the Bible Study, fill out prayer prompts, and more. This is an essential tool to help older girls go deeper in their faith at GEMS. Order one for each sixth- to eighth- grade girl.

✔ **WALK ON WATER KEY CHAIN**—The *Walk on Water* key chain contains thoughtfully designed tags with the Theme Verse, Deuteronomy 7:9, plus the eight other *Walk on Water* memory verses. Order one key chain per girl.


✔ **WALK ON WATER STICKERS**—Stickers help God's Truth stick! These stickers are perfect for a prize closet or to give as incentives as girls memorize their *Walk on Water* memory verses. Order one sticker sheet per girl.

✔ **WALK ON WATER ONLINE RESOURCES**—This digital library contains tools to help your club run easily and effectively. The Online Resources include *Walk on Water* printables, memory verse movement instructional videos, Real Talk videos, presentation slides, and more. The Online Resources are included with the purchase of the *Walk on Water* starter kit, but they're also available for separate purchase at gemsgc.org/store.

NOTE: A 📎 indicates that something is included with the *Walk on Water* Online Resources.

✔ **WALK ON WATER THEME SONG**—"Step Out" by Steven Wierenga, as well as motion and tutorial video downloads, are available in the *Walk on Water* Online Resources. 📎

✔ **REAL TALK VIDEOS**—An intro video to meet the GEMS *Walk on Water* Real Talk team and eight Real Talk videos provide relevant and inspiring challenges to close each lesson,

helping girls live out the Truth they learned at your club. All videos are available in the *Walk on Water* Online Resources. 

OPTIONAL RESOURCES

✓ **WALK ON WATER VERSE POSTER**—This poster displays the Theme Verse, Deuteronomy 7:9. The digital download includes a high-resolution file and a license to print one copy at your chosen printer (see copyright information).

✓ **WALK ON WATER IRON-ON LOGO**—This iron-on logo is perfect for T-shirts, fabric bags, and banners. It adheres to cotton and many other fabrics. Transfers are quick to apply and durable, and they will stretch with your garment.

✓ **MICAH 6:8 POSTER**—This poster displays the GEMS Girls' Clubs Aim, Micah 6:8. Girls and leaders recite this Aim each time they meet at club. The digital download can be purchased via the GEMS online store and includes a high-resolution file and license to print one copy at your chosen printer.

✓ **BIBLE**—We recommend the *NIV Ultimate Bible for Girls, Faithgirlz Edition*, published by Zonderkidz. Purchase this Bible for your girls at gemsgc.org/store.

✓ **GEMS GOSPEL TREASURE BOX**—Use this tangible tool to share the gospel with your girls. See "The Joy of Sharing Jesus: Leading a Child to Christ" on page 13 for more information.

✓ **GEMS CURRICULA**—You can also incorporate other GEMS curricula like *LOVED*, *Friended*, *Act. Love. Walk.*, *Rise Up*, or *Transformed* or badges from the *Discovery Place Badge Book*. See "How to Use *Walk on Water*" options two and three on page 6.

AND MORE! You may purchase additional resources from gemsgc.org/store or call 616-616-GEMS (4367) in the US or 519-424-9007 in Canada.

COPYRIGHT: All *Walk on Water: Stepping Out to Trust Our Faithful God* materials are protected under copyright. Photocopying is not allowed, with the exception of the printables in the *Walk on Water* Online Resources. The *Walk on Water* logo is not to be used in any manner other than for promotional materials without express permission from GEMS Girls' Clubs. These clip art images may not be used on any products. Products include but are not limited to mugs, special recognition awards, key chains, pens, pencils, and T-shirts.

THE FOUR P'S FOR A STRONG CLUB SEASON

Once you've selected the *Walk on Water* curriculum option that's right for your club, put these four P's into place to create a secure foundation for a strong, successful GEMS Club season.



PREPARATION

A chart at the beginning of each lesson lists the materials you need to prepare for each club meeting. Advance preparation includes reading over the lesson, gathering needed supplies, coordinating your GEMS Leaders, praying for the girls, and printing any needed materials.

The *Walk on Water* curriculum is designed to minimize your preparation time for a smooth, successful club gathering. Be sure to check out the many downloads, videos, forms, activity sheets, and more included with the *Walk on Water* Online Resources.

Here are helpful GEMS Club preparation tips:

NOTE: A 📎 indicates that something is included with the *Walk on Water* Online Resources.

—PREPARING FOR ARRIVAL

- ~ Download *Walk on Water* name tags. 📎
- ~ Gather colored pencils, crayons, and *Walk on Water* coloring sheets 📎 for the Sit & Chat questions.
- ~ Print off the *Walk on Water* Grown-Up Guides 📎 for each lesson.

—PREPARING FOR LARGE GROUP

- ~ Prepare an easy way for girls to read and recite Micah 6:8 and Deuteronomy 7:9. Download presentation slides 📎 or display the verses using the posters available at gemsgc.org/store.
- ~ Select worship songs, including the *Walk on Water* Theme Song "Step Out" by Steven Wierenga, 📎 and provide the means to play them.

- ~ Practice motions for the *Walk on Water* Theme Verse and each lesson's memory verse using the videos in the *Walk on Water* Online Resources. 📎

—PREPARING FOR SMALL GROUP

- ~ Prepare the gathering spaces needed for the Small Group activities and crafts.
- ~ Provide the materials needed for each Small Group Leader, including the *Walk on Water Small Group Leader's Guide*, writing utensils, Bibles, *Walk on Water Journals*, etc.

—PREPARING FOR CRAFTS

- ~ Watch the step-by-step video tutorial for each craft. 📎
- ~ Watch "Crafting with a Purpose" on GEMS ReFresh for an inspiring overview of the importance of crafts at your club.

REMEMBER: The time required for any craft depends on how much prep work is done in advance, how many helping hands are available to the girls, and each girl's age and individual abilities.

—PREPARING FOR DISMISSAL

- ~ Download the Real Talk videos 📎 and provide the means to play them.
- ~ Distribute GEMS Club invitations 📎 to help girls invite their friends to your next club meeting.



PLACES

Create welcoming, safe, and fun places that tie into the *Walk on Water* theme. You will need one space to host Large Group, as well as separate Small Group meeting places and craft areas.

—LARGE GROUP SPACE: Decorate with anything that will make your space feel like a lakeshore—fun, contemporary, and compelling for all ages. Avoid anything that looks "under the sea," pirate-like, or surfer girl. Instead, think of warm sunset colors, twinkle lights, sailboat and lighthouse cutouts,

cardboard sandcastles, life preservers, wooden oars, and rope.

—SMALL GROUP SPACE: Create a space where girls immediately know they have a safe, fun place to belong. Use sunset-colored tablecloths, twinkle lights, and trendy lakeshore accessories.

—CENTERPIECE IDEAS:

- ~ Clear jars or vases filled with sand and seashells
- ~ Lanterns wrapped with rope
- ~ Blue tablecloths with pieces of driftwood and/or clear jars filled with river rocks in the center of the tables

NOTE: For fun decorating ideas, visit the Walk on Water Pinterest board at www.pinterest.com/gemsgc/walk-on-water/.



PEOPLE

Teamwork makes the dream work! In addition to the Club Coordinator, your club will need one GEMS Leader for each small group of six to eight girls. The Small Group Leader should stay with her small group throughout the year. Clubs may also have additional helpers for tech, worship, snacks, prayer partners, and crafts.

Volunteers who are well trained will feel more comfortable in their roles and are more likely to stay invested. GEMS ReFresh is a relevant online training program available for all current GEMS Clubs. Go to gemsrefresh.org to access the complete library of ReFresh videos.

GEMS **ReFresh**
Equip • Encourage • Engage



PRAYER

A strong club season is covered in prayer. Be sure to take time to pray with GEMS Leaders before and after your club meetings, and pray with girls during your club meetings.

SAMPLE
DO NOT
REPRODUCE



WALK ON WATER

CLUB GATHERING AT A GLANCE

EVERY GEMS CLUB GATHERING IS BROKEN INTO
FOUR ESSENTIAL PIECES. THEY INCLUDE:

ARRIVAL—GIRLS MATTER

Icebreaker Activity
Sit & Chat Questions

LARGE GROUP—GOD’S WORD MATTERS

Praise & Worship
Recap & Review
Lesson Opener
Bible Teaching
Lesson Memory Verse
Closing Prayer

SMALL GROUP—RELATIONSHIPS MATTER

Welcome
Step In
Lesson Memory Verse
God’s Word Is Truth
Digging Deeper (optional)
Walk It Out
Prayer
Craft, Badgework, or Walk on Water Service Project

DISMISSAL—LEAVING CHANGED MATTERS

Return to Large Group
Real Talk Video
Closing Prayer

You can also watch the ReFresh Message “Four Essential Pieces to Structuring Your Club Meeting” at gemsrefresh.org for more information.

GEMS ReFresh

Equip • Encourage • Engage

WALK ON WATER

CLUB GATHERING OVERVIEW

While some clubs have the luxury of two-hour meetings, each *Walk on Water* lesson is structured for a one-and-a-half-hour club meeting.

ARRIVAL—GIRLS MATTER

Arrival is the time from when girls arrive until club officially starts. When girls open the club doors, the first people they should meet are their GEMS Leaders. The whole team is waiting for them, welcoming them, and letting them know that they matter! Because here is a girl's reality—a GEMS Leader may be the first person in her day who leaned in and asked, "How are you doing, *really*?"

Then direct girls into the Large Group space to play the Arrival activity. Engage in the pre-planned Icebreaker game or use the Sit & Chat questions to connect with each girl.

LARGE GROUP—GOD'S WORD MATTERS

Large Group is the twenty- to thirty-minute time frame where all the girls and leaders are in one space. Begin with a warm welcome and prayer. Recite the GEMS Girls' Clubs Aim, and then worship together.

After worship, the GEMS Leader will lead a quick Recap & Review of what the girls have learned in previous lessons.

After the Recap & Review, the GEMS Leader will transition to the Lesson Opener. Then, they will open God's Word for the Bible Teaching. After the Bible Teaching, the GEMS Leader will help girls memorize the memory verse.

Finally, Large Group will end in prayer before dismissing to Small Group.

SMALL GROUP—RELATIONSHIPS MATTER

Small Group is a sixty-minute time frame when six to eight girls meet with their Small Group Leader. It's within these small groups that relationships are deepened and lives are changed.

During the first thirty minutes of Small Group, a leader will guide her group into God's Truth through the Bible and the *Small Group*

Leader's Guide (SGLG). The SGLG is key to building relationships, teaching memory verses, and exploring Scripture. Discipleship takes place as the leader guides girls in prayer and helps them apply God's Truth to their daily lives.

The *Walk on Water Journal* is the perfect place for girls to record application thoughts, things they are learning in the Bible, and prayer requests. Be sure each girl also has a physical Bible and a *Walk on Water* key chain to keep Scripture memorization going at home.

During the last thirty minutes of Small Group, grow relationships with hands-on activities. This is the time to complete a craft, earn badges, or participate in a *Walk on Water* service project.

DISMISSAL—LEAVING CHANGED MATTERS

Dismissal is the last five to ten minutes of club. Gather all of the girls and leaders into the Large Group space to reiterate the focus of the club meeting and pray.

Show a Real Talk video from the *Walk on Water* Online Resources, pray, and then dismiss the girls.

THE JOY OF SHARING JESUS: LEADING A CHILD TO CHRIST

Leading a girl to Christ is one of the most wonderful things you may do as a GEMS Leader. After all, GEMS stands for Girls Everywhere Meeting the Savior. This is the heart of what we do!

Sharing the gospel with your girls is important and might feel nerve-wracking, but take heart and trust that the Holy Spirit will give you the words you need. If a girl asks how to follow Jesus, remember the ABC's.

A: ADMIT YOU NEED HELP. We have all sinned against (or disobeyed) God with our thoughts, words, and actions (Romans 3:23), so we need to tell God that we know we have sinned and we are sorry.

B: BELIEVE IN JESUS. Sin comes at a cost; it deserves punishment (Romans 6:23). But Jesus took on this punishment by dying on the cross for our sins. He defeated sin and death by rising from the dead and offering us forgiveness and redemption in Him. So we need to tell God that we believe Jesus is truly God's Son who took the punishment for our sins by dying for us and rising from the dead.

C: CONFESS THAT JESUS IS LORD. This is a twofold confession. One meaning of "confess" is "to admit." We need to admit that we need God's help. Another meaning of "confess" is "to declare." Romans 10:9 says, "If you declare with your mouth, 'Jesus is Lord,' and believe in your heart that God raised him from the dead, you will be saved" (see also 1 John 1:9). So we need to tell God that we believe Jesus died for us and rose again and that we trust Him.

Remember, sharing the gospel doesn't need to be rushed, and it's not just a one-time conversation. It may take girls time before they fully grasp the gospel and decide to follow Jesus. In the meantime, keep sharing the


gospel, praying for your girls, and answering their questions. When you continue to serve faithfully, the Lord will use you to reach your girls.

ADDITIONAL RESOURCES

GEMS has more resources to help you share the gospel with your girls.

GEMS GOSPEL TREASURE BOX—This box is a girl-friendly, tangible resource that aids leaders in walking girls through the gospel message. Use this treasure box in Large Group, Small Group, or one-on-one settings throughout the season. It includes a three-part video message series for training and equipping. To order, go to gemsgc.org/store.

GOSPEL TRAINING VIDEOS—Training videos to equip GEMS Leaders to share the gospel are available on GEMS ReFresh at gemsrefresh.org.



HOW TO MAXIMIZE THE POTENTIAL OF THE WALK ON WATER SURVEY

You are making a difference by helping your girls develop living, dynamic relationships with Jesus. What you do matters! The *Walk on Water* survey helps measure the impact your club has on your girls. Through the survey, you will see that God has used you to make a difference in the lives of your girls.

The information you gain from each survey can be used as evidence for real-life change taking place. You can also share the results with your pastor, church community, parents, and fellow GEMS Leaders to encourage others that God is at work in each girl's life.

MEASURE WHAT MATTERS MOST BY FOLLOWING THREE EASY STEPS


1. **GIVE THE SURVEY.** Download the survey from the *Walk on Water* Online Resources and have each girl take the survey during Small Group in Lesson One and Lesson Eight. This will only take a few minutes to complete, and the responses

are anonymous, giving the girls freedom to share their honest answers.

2. **RECORD THE ANSWERS.** After Lesson One and Lesson Eight, Small Group Leaders give the surveys to the Club Coordinator, who will ensure that the club's answers are compiled and recorded at bit.ly/GEMSWalkOnWaterSurvey.
3. **SHARE YOUR RESULTS.** Share what you learned with church leaders, parents, GEMS Leaders, and your church on GEMS Sunday. Take time to celebrate the incredible work God is doing in and through your club. Use the results as a helpful prayer guide to continue supporting your girls.

Measuring what matters maximizes your opportunity to make an eternal difference in the life of every girl entrusted to your club.

Give the survey, record the answers, and share the results. Be reminded that what you do is more than worth it. You're making an eternal difference—one girl at a time.



LESSON 1

STEP OUT IN FAITH

Date of Lesson _____



PURPOSE: To introduce GEMS girls and their grown-ups to *Walk on Water* and instill faith in the One who is more powerful than the wind and waves.

LESSON ONE MEMORY VERSE: “[Jesus] got up, rebuked the wind and said to the waves, ‘Quiet! Be still!’ Then the wind died down and it was completely calm” (Mark 4:39).

NOTE: A 📎 indicates that something is included with the *Walk on Water* Online Resources.

ARRIVAL

- *Walk on Water* name tags 📎
- One Lesson One *Walk on Water* Grown-Up Guide 📎 per parent/guardian
- Icebreakers: “Set Sail!” or Sit & Chat questions
 - ~ Sit & Chat supplies: colored pencils/crayons, *Walk on Water* Coloring Sheet One 📎
- Optional: *Walk on Water* photo booth
 - ~ Photo booth supplies: any props that belong in a lake setting (wooden oars, rope, sailboat and lighthouse cutouts, etc.), Photo Release Form 📎

LEADER NOTE: Ask each parent to sign a Photo Release Form. 📎 Also, give a Lesson One Grown-Up Guide 📎 to each parent/guardian at drop-off so they can look it over before picking up their girl(s). This guide helps girls' grown-ups invest in girls spiritually and be equipped to start Truth-filled conversations with their girls throughout the week.

LARGE GROUP

- Select worship songs, including the *Walk on Water* Theme Song, “Step Out” 📎 by Steven Wierenga, and provide the means to play them
- Micah 6:8 presentation slide 📎
- Deuteronomy 7:9 presentation slide 📎
- Deuteronomy 7:9 Theme Verse Video 📎
- Mark 4:39 Lesson One Memory Verse Video 📎
- Mark 4:39 presentation slide 📎
- Lesson Opener and Bible Teaching supplies: Bible and toy boat

SMALL GROUP

- Bibles (one per girl and leader)
- One *Walk on Water Journal* per girl
- One *Small Group Leader's Guide* per leader
- Writing utensils: pencils or pens, crayons, colored pencils, or markers
- Small Group Welcome supplies: two soft objects to toss (plush balls, small stuffed animals, etc.)

- Step In supplies: One Walk on Water Survey 📄 per girl (see page 14 for details)
- Theme Verse and Lesson One Memory Verse supplies: Deuteronomy 7:9 Theme Verse Video; 📄 Mark 4:39 Lesson One Memory Verse Video; 📄 one "Emoji Pictionary" Handout 📄 per girl; one Lighthouse Picture 📄 per group
- Walk It Out supplies: one index card per girl; one A-to-Z Who God Is List 📄 per girl

FOR GEMS GROWN-UPS: (Choose a time at the beginning or end of club to meet with the GEMS grown-ups.)

- Your GEMS Club schedule
- Club Registration Form 📄
- Walk on Water GEMS Grown-Up Letter 📄

The "Connect with GEMS Grown-Ups" sample script is included in this lesson to guide your grown-up meeting. Share the Walk on Water Grown-Up Message 📄 with your girls' grown-ups.

LEADER NOTE: You will want to share this short, encouraging video with GEMS grown-ups during your club meeting, in the Walk on Water GEMS Grown-Up Letter, 📄 or via email (bit.ly/WalkOnWaterGrownUps).

CRAFT SUGGESTION

THEME VERSE BANNER

See page 101 for craft supplies and instructions. For a video tutorial of this craft, view the "L1-Theme Verse Banner" video. 📄

DISMISSAL

- Meet the Real Talk Team Video 📄
- Lesson One Real Talk Video 📄
- Walk on Water key chain
- One "Step Out in Faith" key chain card per girl
- Several GEMS Club Invitations 📄 per girl



ARRIVAL

[Time: from when girls arrive until club begins]

LEADER NOTE: Today, girls will be introduced to the Walk on Water Theme Verse, Deuteronomy 7:9, and Lesson One's Memory Verse, Mark 4:39. As girls discover more of God's character this season by looking at several key biblical texts, girls will be equipped to step out to live for Him.

Welcome each girl at the door with a warm smile. Let the girls know you're so happy to see them and that this is where they belong.

SAY "_____ [girl's name], welcome to _____ GEMS Club [the name of your GEMS Club]! I'm so glad you're here! You are LOVED."

Next, direct the girls into the Large Group space. There, younger girls may prefer to engage in the Icebreaker game "Set Sail!" while shy/older girls may be more comfortable with the Sit & Chat questions as they draw or color.

LEADER NOTE: You can help girls feel seen, known, and loved by getting to know their names and pronouncing them correctly every time. Make it your personal goal to learn every girl's name this season. It will take some dedication, but it's worth it.

"SET SAIL!" INSTRUCTIONS:

LEADER NOTE: Should a girl have a broken finger, arm, or any type of limb difference, adapt the game accordingly to create space for girls to participate.

1. Invite girls to stand in one large circle (or if you have a larger club, form several smaller circles of ten to twelve girls each).
2. One GEMS Leader will call out commands as "captain" from the middle of the circle (or, if you have multiple circles, the "captain" will walk around to observe the girls during the game).


3. When the captain says "lighthouse," girls will stand with their feet shoulder-width apart and their arms above their heads with their hands touching. When the captain says "row the boat," groups of three girls will pair up to pretend they are rowing a boat. When the captain says "wave," the girls must find a partner, and then they will simultaneously wave their arms up and down. When the captain says "anchor," each girl will shrink to the ground, making herself like an anchor at the bottom of a lake.
4. The girls will respond as quickly as possible as the captain calls out commands. The captain will look around to see if the girls follow the silly commands. Other GEMS leaders can also help observe girls during the game.
5. Encourage girls to look for new partners each time they're needed.
6. If a girl delays more than three seconds, does the incorrect movement for the command, or doesn't have a partner for commands where partners are needed, she is out. Encourage girls to laugh, have fun, and not take themselves too seriously.
7. As the rounds go on, the captain can give commands even faster to make it trickier.
8. Play until three girls are left (at least three are needed for some commands). As time allows, let girls take turns as captains until Large Group begins.

SIT & CHAT QUESTIONS

LEADER NOTE: Some girls may feel more comfortable in smaller settings with their hands busy while talking. Older/shy girls may open up more as you engage them in open-ended questions while drawing or coloring.

1. Do you have any pets? If so, what are their names?
2. If you could travel anywhere, where would you go and why?
3. What made you laugh this week?

WALK ON WATER PHOTO BOOTH (OPTIONAL)

Help girls know they belong and are loved at your GEMS Club by posting their photos on a special wall in your GEMS space. Be sure you have parental permission from the Photo Release Forms  before taking photos of girls.

(When it's time for your club to begin, start Large Group.)



LARGE GROUP

WELCOME & PRAYER

[Time: 2 minutes]

Welcome to _____
[name of your club] GEMS Girls' Club. Every time we come together, you can expect to have so much fun singing, learning, crafting, serving, and more.

I would love to kick off our time by praying together. Will you please stand and pray with me?

PRAY

(Take one minute to thank God for your girls and to bless your time together.)

GEMS GIRLS' CLUBS AIM

SAY At every club gathering, we will say the GEMS Girls' Clubs Aim together, which is based on Micah 6:8. GEMS Clubs all over the world start off their meetings just like this. So whether you hear Micah 6:8 for the first time or know it by heart, I hope you'll join me in saying the verse aloud.

MICAH 6:8 PRESENTATION SLIDE

ASK _____ *[name of your club]* GEMS and GEMS Leaders, what does the LORD require of us?

(Leaders and girls respond): "To act justly and to love mercy and to walk humbly with our God" (Micah 6:8).

GEMS GIRLS' CLUBS AIM HISTORY

GEMS started in 1958. In 1972, GEMS Girls' Clubs adopted Micah 6:8 as the organization's Theme Verse and Aim. At the start of many GEMS Clubs around the globe, girls and their leaders recite the Aim in unison to remind one another how God wants us to live.






PRAISE & WORSHIP

[Time: You decide! About 4 minutes per song]

LEADER NOTE: Check out the GEMS YouTube playlist (bit.ly/WalkOnWaterSongs) for worship song ideas. You may want to sing songs about God's power and learning to trust Him this week.

SAY GEMS stands for Girls Everywhere Meeting the Savior. At GEMS, we will learn new songs and sing together to worship our Savior, Jesus.

LEADER NOTE: Motions are not required, but movement can help God's Truth stick. Be sure to use the helpful *Walk on Water Creative Movement Instructional Video*  and the *Walk on Water Creative Movement Performance Video*,  or make up your own motions to help girls learn the *Walk on Water Theme Song*. 

(Sing one or more songs as a whole group.)

SAY Wow, you sound amazing together! You can have a seat for now.

LEADER NOTE: If your club has older girls meeting separately with the *Walk on Water Grades 6–8 Small Group Leader's Guide*, this is the time to dismiss them to their small groups.



LESSON OPENER: WELCOME TO THE LAKESHORE!

[Time: 5 minutes]

LEADER NOTE: See the beginning of the lesson for the Large Group supply list to know what is needed for the Lesson Opener and Bible Teaching.

SAY I'm so happy you're here. It's a beautiful day. The sun is shining, the water is warm (*point off in the distance*), and way out there, I can see an amazing view of a lighthouse, shining for all to see. Check out the colorful sailboats floating through the clear blue waters. Wow!

You know what makes this view even better—all of you! Look around! Each one of you is so amazing, loved, and important. You make this lakeshore even more beautiful just by showing up!

ASK How many of you have ever visited a lake? An ocean? Or some large body of water? (*Raise your hand so girls know how to respond.*) Have you ever ridden in a boat, canoe, or kayak? (*Raise your hand so girls know how to respond.*)

SAY Riding in boats can be so much fun, especially on sunny days.

ASK But how would you feel if you were enjoying a peaceful boat ride on a beautiful day—the waters were smooth, the seagulls were squawking—and then, all of a sudden, the sky turned dark, the waves became rough, and water started splashing into your boat? How would you feel? (*Allow for responses.*)

SAY That would be scary, right?! If you know anything about lakeshores, you know that sometimes the water isn't so smooth and the skies aren't so blue. Sometimes there is lightning and thunder, and boats have difficulty steering through the rough waves.

Girls, sometimes life can feel like this, too. Some days feel super "sunny," especially when we get an A+ on a test, make the soccer team, or receive exactly what we want for our birthday. Other days may feel "stormy," especially when a friend moves away, we don't get invited to a party, or when a natural disaster like a flood

impacts our community. Whether your life feels “sunny” or “stormy” today, you are not alone.

God is faithful—which means trustworthy—on “sunny” and “stormy” days. As we get to know God here at GEMS, we will learn that He can always be trusted to keep His promises and use ordinary people—like you and me—in amazing ways!



INTRODUCTION TO THE THEME VERSE

[Time: 5 minutes]

LEADER NOTE: Create motions or a tune to help your girls memorize the verse, or use the motions provided in the Deuteronomy 7:9 Theme Verse Video. Alternatively, you can play the Deuteronomy 7:9 Theme Verse Video and have the girls practice the motions while the video plays.

SAY At GEMS this year, we will memorize our Walk on Water Theme Verse. We will also memorize a verse for each Bible Teaching.

DEUTERONOMY 7:9 PRESENTATION SLIDE

SAY Our Walk on Water Theme Verse is found in Deuteronomy. (Open your Bible to Deuteronomy.) Deuteronomy is in the Old Testament, the first part of the Bible.

Let's read our Walk on Water Theme Verse, Deuteronomy 7:9, together: “Know therefore that the LORD your God is God; he is the faithful God, keeping his covenant of love to a thousand generations of those who love him and keep his commandments” (Deuteronomy 7:9). (Read the verse aloud together.)

“Faithful” might be a new word to you. It means trustworthy. God can be trusted.

Girls, another new word may be the word “covenant.” A covenant is an agreement between people, and it involves promises.

This verse tells us that God keeps His covenant of love to a thousand generations of those who love Him and keep His commandments. Wow, that's a lot of people!

(Repeat the verse using motions as time allows.)

SAY Great job! I encourage you to practice this verse at home and try it from memory next week. I know you can do it!

LEADER NOTE: In Lesson One, you will teach about Jesus calming the storm. Be aware that “storm talk” can bring up fear in girls, especially those who have faced natural disasters. Navigating these hard discussions with your girls can be difficult, but you are not alone. The “Navigating Hard Topics with Girls” GEMS ReFresh video has practical tips.



BIBLE TEACHING: STEP OUT IN FAITH

[Time: 8 minutes]

LEADER NOTE: Girls enjoy being involved with the story. Be encouraged to invite older girls to lead the group in making storm sounds and/or playing the part of sleeping Jesus. This will be a great opportunity for them to lead.

SAY The title of today's lesson is “Step Out in Faith.” Say that with me, girls. (Say “Step Out in Faith” together.) This toy boat (hold up toy boat) will help us remember what we learned together in Lesson One.

LEADER NOTE: You will need the props in the supply list on page 15 to help girls remember what they learn. Most props are objects you can find around your home, borrow from a friend, or find at a local dollar store. Consider keeping your props in the Large Group meeting space since you will need many of the same props weekly to help with Recap & Review.

SAY Today's Bible Teaching comes from Mark, the second book in the New Testament. The New Testament is the second part of the Bible, which continues God's story about His relationship with His people after He sent His Son, Jesus, to live on earth. It also includes letters for Jesus's followers (like us) to teach us how to live. (Open your Bible to Mark 4:35-41.)

Let me set the scene for you. Jesus had spent the day teaching people how to follow God.

It's evening, and Jesus and His disciples—another name for “followers”—get on a boat.

I want to pause here to say that you might wonder who Jesus is. If that's you, that's okay! Maybe you've heard about Jesus your whole life and are thinking, “I already know about Jesus.” Maybe this is your first time hearing about Him. There is always more to learn about Jesus, girls. He is amazing!

Jesus is God's Son. He loves you. You can trust Him. He is faithful.

LEADER NOTE: This may be the first time some of your girls hear the name of Jesus. What a wonderful opportunity to tell them the amazing things Jesus has done! As the Spirit leads, pause and gauge where your girls are in their spiritual journeys. If any girls have questions about Jesus, connect with them after Large Group.

SAY In Mark chapter four, Jesus and his followers are in a boat with a few other boats around them.

Let's pretend we are with the disciples on the boat, too. If you've ever been boating, you know that the waves cause the boat to sway back and forth like this. *(Gently sway like you are on a boat and encourage the girls to follow.)*

So the disciples are sailing along. It's smooth sailing for a little bit. Until . . . the wind starts to pick up, and it begins to storm! Yikes!

Let's make the sound of the storm. *(Choose a section of girls on one side of the room to try snapping their fingers. Then, after a few seconds, add more girls to the activity by having some girls pat their laps. Add another section of girls, encouraging them to stomp their feet. After a few more seconds, have three to five girls clap their hands periodically to mimic the sound of thunder. Encourage girls to continue making storm sounds until the end of the story when Jesus calms the storm.)*

So the disciples are now caught in a storm in the middle of a big lake. The waves grow bigger and bigger, and water is even filling their boat!

ASK How would you feel if you were on this boat filling up with water in the middle of a storm? *(Take responses.)* Can you guess where Jesus was during this storm? *(Take responses.)*

SAY Well . . . He was asleep on a cushion in the front of the boat. *(Choose a girl to come up and lie in the front while the rest continue making storm sounds.)* Jesus was sleeping because He wasn't afraid.

Unlike Jesus, His followers were fully awake and completely terrified. Again, I would be, too.

(Act this next part out by “waking up” the girl lying down.) So the disciples woke him up and said, “Teacher, don't you care if we drown?”

(Have the girl stand and stretch her arms out while you read Mark 4:39–41 from your Bible. Pause when you read “Quiet!” and have the girls stop the rain sounds. Then, finish reading.)

SAY Did you catch that? The wind and waves stopped because Jesus said the words, “Quiet! Be still!”

ASK Do you think you could calm a storm by saying those words? *(Take responses.)*

SAY I couldn't either! That's probably why the disciples were so afraid when Jesus calmed the waves. They had never seen a person do that! Only God has the power to calm the storm. By calming the storm, Jesus proved He was God's Son, the One more powerful than the wind and waves.

By calming the storm, Jesus also taught His followers about faith. Faith means having trust. Jesus was teaching His followers that they could trust Him.

Girls, like Jesus's followers on the boat, we also go through storms. Sometimes we may be in actual storms like hurricanes, blizzards, and tornadoes. Those are scary. But we also face different storms in life—the storms that look like having a hard time in math class, feeling like you don't fit in, wondering if you are good enough, being scared of not making your sports team, or being nervous about making new friends. Those storms are scary, too.

No matter what, God is more powerful than any storm you face. He is faithful. *(Hold up toy boat.)* You can trust Him, no matter what. Maybe you're hearing about Jesus for the first time today. Great! We'll get to know Him as we spend time together here at the GEMS Walk

on Water lakeshore. As we do, we'll learn to love and trust Him more and more. Now, let's practice memorizing our Lesson One Memory Verse together.



LESSON ONE MEMORY VERSE

[Time: 3 minutes]

LEADER NOTE: You have already memorized the Theme Verse before the Bible Teaching, and now you have a chance to memorize the Lesson One Memory Verse. Take a moment to help girls memorize this verse and remember that Jesus is powerful. When girls see your excitement for Bible memory, they will be excited, too.

Encourage your girls to create motions or a tune to help them remember the verse, or use the motions provided in the Mark 4:39 Lesson One Memory Verse Video. Alternatively, you can play the Mark 4:39 Lesson One Memory Verse Video and have the girls practice the motions while the video plays.

SAY We learned our Walk on Water Theme Verse earlier. I shared that we would also learn one verse connected to each week's Bible Teaching. So this week's Lesson One Memory Verse is from Mark 4.

MARK 4:39 PRESENTATION SLIDE

SAY Here are the motions to help us remember Mark 4:39: "[Jesus] got up, rebuked the wind and said to the waves, 'Quiet! Be still!' Then the wind died down, and it was completely calm."

(Repeat the verse using motions as time allows.)

SAY Great job! I encourage you to practice that verse this week and remember that Jesus is more powerful than the wind and waves.

Girls, if you need a Bible, want to talk about your day, or want to learn more about how you can have a relationship with Jesus, please meet with me or *(say the name of another leader)* or talk to your Small Group Leader.

Before we head to our small groups, let's pray.



WRAP-UP & PRAYER

[Time: 1 minute]

(Pray your own prayer or conclude with this one.)

PRAY God, thank You for bringing us together to learn more about You. We are excited to jump into a new GEMS season and learn how You are always faithful, no matter what waves we face. Thank You for loving us and never leaving us. In Jesus's name, amen.

SAY *(Hold up the Walk on Water key chain.)* To help us remember this week's lesson, there is a "Step Out in Faith" card on your Walk on Water key chains. *(If your girls don't have the key chain with all the cards, distribute the "Step Out in Faith" card as they leave Large Group.)*

Have a good time in Small Group!

(Dismiss girls to their small groups. See the Walk on Water Small Group Leader's Guide for further instructions. Gather the girls back together for Dismissal during the last 5–10 minutes of club.)



DISMISSAL

LEADER NOTE: Play music as girls return to the Large Group area. How you end the night matters as much as how you begin. Have fun!



REAL TALK

SAY Before you leave, we want you to see an important Real Talk message. Let's watch it together.

(Play the Meet the Real Talk Team Video and the Lesson One Real Talk Video. Use the scripts found in the Walk on Water Online Resources if there are technical difficulties.)

SAY Girls, we are so glad you are at the GEMS Walk on Water Lakeshore. We would love to see you at every club gathering, and your friends are welcome here, too.

Let's pray together.

(Pray your own prayer or use this one below.)

PRAY God, thank You for everything we learned about You today. Thank You for each of these girls. Thank You for loving us and keeping Your promises. As we learn more about You, help us courageously step out in faith. In Jesus's name we pray, amen.

DISTRIBUTE any take-home information, including the *Walk on Water* key chain cards and several GEMS Club Invitations 📄 to help girls invite their friends to your next club meeting.



OPTIONAL OPPORTUNITY:

CONNECT WITH GEMS GROWN-UPS

[Time: 15–20 minutes, depending on Q&A time]

Hold a brief grown-ups (parents/grandparents/caregivers) meeting at the beginning or end of your first club gathering.

COLLECT REGISTRATION FORMS. Ask the GEMS grown-ups to complete one Club Registration Form 📄 and one Photo Release Form 📄 per girl.

DISTRIBUTE GEMS SCHEDULE AND WALK ON WATER GEMS GROWN-UP LETTER. Distribute a personalized club schedule with dates and details for meetings, specialized events, and GEMS Sunday. You can personalize the *Walk on Water* GEMS Grown-Up Letter. 📄

THANK GROWN-UPS. *You may want to say:* Thank you for sharing your girls with our club this season. Your girls matter to God, to you, and to us. As GEMS Leaders, we are committed to praying for each girl, connecting and building relationships with them, and reminding every girl that she has a place to belong and be loved here.

Please know that we are deeply committed to sharing God's promises found in the Bible with your girls in engaging and fun ways. We hope GEMS will be one of the highlights of your girls' week. As we get to know your girl, we want to know you, too. We know that lifelong change and growth in their relationships with Jesus don't only happen during GEMS Club meetings, but together, we will partner with

you to help girls meet and know the Savior. So thank you in advance for allowing us to link arms with you this season.

SHARE THE MESSAGE OF WALK ON WATER WITH GROWN-UPS. *You may want to say:*

GEMS stands for Girls Everywhere Meeting the Savior. It is our name and passion. For nearly seventy years, God has used the GEMS ministry to point girls toward our Savior, Jesus.

We know each of your girls has unique needs. After all, it's not easy being a girl today, where they are tossed around by the waves of this world that cause doubt, fear, and anxiety. They often look to culture, social media, and peers in hopes of combating these feelings of insecurity and finding truth. But these things will never offer them the true peace that only comes through a relationship with God.

Our GEMS Club is designed to engage everyone—those familiar with Bible stories like Moses and the Burning Bush and Daniel and the Lions' Den and those encountering these stories for the first time. It's also a great introduction for girls who may have never heard Jesus's name.

Our girls must know that God is the One more powerful than the wind and the waves. He cares for them and will always be with them, no matter what. When they know and trust this, they will be confident to step out in faith and live for God.

Girls will dive into the *Walk on Water: Stepping Out to Trust Our Faithful God* curriculum this season. Our prayer is to encourage girls to trust God, see God's faithfulness throughout the biblical storyline, grow in a relationship with Jesus, be motivated to share the gospel and their testimonies with others, and activate their faith through service projects. We can't wait to see how much the girls learn and apply to their lives through GEMS this season!

We want to prayerfully partner with you to pour into your girls to accomplish two goals:

GOAL #1: GIRLS WILL LEARN TO TRUST GOD BECAUSE HE HAS ALWAYS BEEN FAITHFUL.

We want our girls to know that God loves and cares for them and wants them to have a relationship with Him through His Son, Jesus. Girls will explore stories of faith throughout the

Bible and see that He has always been faithful to His people.

Girls will develop an understanding of how the Bible is connected and how God is consistently faithful. They will learn that they have a part in His story!

We want our girls to choose to trust God when they see that He meets them right where they are and invites them into a relationship with Him.

I also want to emphasize that every girl is welcome here, no matter where she is on her faith journey. You are welcome here too, whether or not you have a relationship with God.

Please reach out if you have questions about what your girl is learning or what it means to follow Jesus. You're among friends here. If you have questions, please talk to me or another GEMS Leader. No question is too big or too small. We care about you and your girls.

GOAL #2: GIRLS WILL LEARN HOW TO STEP OUT IN FAITH.

At GEMS, we teach our girls to have a living, dynamic relationship with Jesus. This means we teach them to live for God every day.

Through the *Walk on Water* curriculum, your girls will learn how people in the Bible had living, dynamic relationships with God. These people will serve as examples for your girls to see how they can practically put their faith into action. They will learn to pray in hard situations, worship in any circumstance, share their testimonies, and more.

They will also develop an understanding of how each part of the Bible is connected and how God is consistently faithful. They will learn that they have a part in His story! As a result, they will develop the confidence and boldness to step out in their faith and live for God, just like people throughout the Bible did. They will learn to lead like Moses, pray like Daniel, serve like Mary, and more.

After each club meeting, we encourage you to ask your girl what she learned at GEMS. We will also provide you with a *Walk on Water Grown-Up Guide* at drop-off. Each guide corresponds with each lesson, so you can know what your girl is learning and chat about it with her. Every guide provides simple discussion questions, helpful resources for you

and your girl, a simple prayer prompt to pray for your girl, and more. (*Hold up the Lesson One Walk on Water Grown-Up Guide*).

GEMS believes that parents and guardians are the primary faith nurturers for their girls. But please know you don't need to be a Bible expert to help your girl study Scripture. Again, if you have questions about what your girl is learning in her Bible or at club, please ask! We are here to partner with you as your girl develops a living, dynamic relationship with Jesus.

I can't wait to see how your girl will step out in faith over this club season!

INTRODUCE YOUR GEMS CLUB TEAM.

I would like to introduce each leader and her role within our club. (*Introduce each leader by name along with her role.*) I'm so thankful to serve alongside this amazing group of leaders. We are thrilled we get to serve your girls.

COMMUNICATE EXPECTATIONS

Use the following bullet points to share helpful information with the grown-ups to make this the best club season yet.

- **PICK-UP/DROP-OFF TIMES & EXPECTATIONS.** Do you require parents/guardians to come into the building to check their girls in and out? If so, what is the process? If your club needs to cancel, what can they expect? Would you transition to an online club, and if so, what can parents anticipate?
- **GEMS SCHEDULE/PLANS.** Direct grown-ups' attention to the club schedule and highlight the events that specifically involve them—GEMS & Gals Night, GEMS & Gents Night, GEMS Sunday, fundraisers, etc. Encourage them to add these dates to their phones and calendars.
- **TECHNOLOGY PLAN.** Communicate to the GEMS girls and their grown-ups the technology expectations at your club.

CLOSE WITH Q&A AND PRAYER

Dismiss with enthusiasm and anticipation!



s



WALK ON WATER

Small Group Leader's Guide

SAMPLE
DO NOT
REPRODUCE




WALK ON WATER

STEPPING OUT TO TRUST
OUR FAITHFUL GOD

DEUTERONOMY 7:9

SMALL GROUP LEADER'S GUIDE



GEMIS Girls' Club

GEMSGC.ORG

SAMPLE
DO NOT
REPRODUCE



GEMS Global
Bringing girls into a living, dynamic relationship with Jesus Christ

Mailing Address
US: 1847 R W Berends Dr. SW, Wyoming, MI 49519
Canada: 261 Woodall Way, Woodstock, ON N4T 0K9
gemsgc.org

Content & Curriculum Manager: Rachel Wierenga
Content Contributors: Bethany Norris, Kamarah Bayard, Karyn Dekker,
and Dana Beerens
Content Editor: Meaghan Minkus
Creative Director: Michelle Lenger
Page design and layout: CrosslinCreative.net
Theme song motions: Katherine Stubblefield
Executive Director: Wendy Hammond

Scriptures taken from the Holy Bible, New International Version®, NIV®. Copyright
© 1973, 1978, 1984, 2011 by Biblica, Inc.™ Used by permission of Zondervan.
All rights reserved worldwide. www.zondervan.com. The "NIV" and "New
International Version" are trademarks registered in the United States Patent and
Trademark Office by Biblica, Inc.™

Copyright © 2025 GEMS Global, 1847 R W Berends Dr. SW, Wyoming, MI 49519

ISBN 978-1-967607-03-7

**All rights reserved. No part of this publication may be reproduced without
permission from the publisher.**

Printed in the U.S.A.

LETTER FROM THE EXECUTIVE DIRECTOR

HELLO, FRIEND!

On behalf of the GEMS Sisterhood, welcome to *Walk on Water: Stepping Out to Trust Our Faithful God*! Thank you for answering God's call to guide girls toward His truth and love. Your willingness to step out and serve makes a lasting impact—one that reaches far beyond what you might see today.


Throughout this curriculum, you'll lead girls through the stories of heroes in the Bible—ordinary people who trusted an extraordinary God. As you guide your girls to step out in faith, prayer, worship, and more, I hope you'll also feel invited to do the same. Like Peter stepping onto the waters of the Sea of Galilee, we can do so much more than we think possible when we keep our eyes fixed on Jesus.

Know that you are not alone. God is with you, just as He was with Moses, Daniel, Mary, and so many others. He will equip you as you pour into the girls He's placed in your care.

Thank you for your faithfulness and for being a light in your girls' lives. I'm praying alongside you that this season of ministry will be one of growth, joy, and bold faith—for the girls you serve and for you.

Wendy

Wendy Hammond
GEMS Executive Director



MEET THE WALK ON WATER CURRICULUM TEAM

Rachel Wierenga is the Content and Curriculum Manager at GEMS. She has a bachelor's degree in integrated ministry studies from the Moody Bible Institute and is working toward her master of divinity degree at Denver Seminary. She has many years of kids' ministry experience and is passionate about teaching girls that they are known, seen, and loved by God.

Rachel has lived in Indiana, Illinois, Connecticut, and Colorado, but now loves calling Grand Rapids, Michigan her home. She enjoys getting coffee with friends, writing music and leading worship with her husband, running marathons, and delighting in God's goodness in ordinary, everyday moments.

Bethany Norris joyfully serves as Content Creator & Program Assistant at GEMS. After graduating from Cedarville University in 2023 with a BA in Christian education, Bethany moved from Maryland to Grand Rapids, Michigan, to join the GEMS Staff. She is currently pursuing a master of theology through Dallas Theological Seminary.

With years of experience leading worship and children's ministries, Bethany is passionate about reaching girls everywhere with the good news of Jesus Christ and equipping them to walk with Him for a lifetime. She enjoys spending time with family and friends, painting, singing, songwriting, and exploring God's beautiful creation.

Kamarah Bayard has been on the GEMS staff for more than five years and serves as the Club Engagement Specialist and also as a content writer. Kamarah has had a passion for writing and storytelling since she was young. She also has a love for education and, of course, girls! Her passion for education took her overseas to South Korea, where she taught English as a private tutor and co-coordinated her church's Sunday children's program. She is currently pursuing a bachelor of arts in ministry

leadership at Northpoint College in Wyoming, Michigan.

Kamarah is passionate about seeing girls from every background and every corner of the world experience the joy of salvation through Jesus and the delight of learning what it means to walk in step with Him, growing closer day by day. Kamarah lives in her hometown of Grand Rapids, Michigan, and enjoys watching science shows, cooking, and sipping a hot cup of tea while listening to music.

Karyn Dekker is a Midwest native whose GEMS story began at age seven, when she became a Busy Bee. Over the years, she has served GEMS in various capacities: Discovery Level Counselor, Club Coordinator, Leadership Trainer, and GEMS Executive Board Member. She is a nurse by education, a business owner through marriage, and a disciple maker by grace. She is passionate about helping girls of all ages develop a living, dynamic relationship with Jesus Christ.

Karyn lives in South Florida with her husband, an entrepreneur-turned-farmer. They enjoy spending time with their adult children. On any given day, you can find Karyn going for a long walk, drinking a large cup of coffee, or practicing her newest skill: baking sourdough bread.

Dana Beerens has been involved in her local GEMS Club for eleven years, serving as Craft Counselor and Club Coordinator. She has a passion for girls and strives to convey the love of Jesus to them whenever she can. Dana and her husband live in Jenison, Michigan, where she is a stay-at-home mom and home educator to their three children. She enjoys vegetable gardening and home canning. She is a hobbyist photographer and admitted craftaholic. You never know what project she will have going on; it could be sewing, painting, tiling the kitchen, building a chicken coop, or even rendering tallow to make soap! Her favorite way to relax is sitting around the campfire with family.

CONTENTS

INTRODUCTION

Letter from the Executive Director	1
Meet the <i>Walk on Water</i> Curriculum Team	2
Why <i>Walk on Water</i> ?	4
<i>Walk on Water</i> Overview and Breakdown of Lessons	5
How to Use <i>Walk on Water</i> : Three Options	6
Getting Started: What You Need	7
The Four P's for a Strong Club Season	9
<i>Walk on Water</i> Club Gathering at a Glance	11
<i>Walk on Water</i> Club Gathering Overview	12
The Joy of Sharing Jesus: Leading a Child to Christ	13
How to Maximize the Potential of the <i>Walk on Water</i> Survey	14

WALK ON WATER LESSONS

Lesson One: Step Out in Faith	15
Lesson Two: Step Out to Trust	22
Lesson Three: Step Out to Lead	29
Lesson Four: Step Out to Worship	35
Lesson Five: Step Out to Pray	42
Lesson Six: Step Out to Serve	49
Lesson Seven: Step Out to Testify	56
Lesson Eight: Step Out to Live for God	63

WALK ON WATER SERVICE PROJECTS

70

WALK ON WATER CRAFTS

75

WALK ON WATER INDEX

91

Before You Go	92
---------------------	----

WHY WALK ON WATER?

Gone are the days when most people knew who Jesus really was or had some familiarity with famous Bible characters like Moses and Daniel.

Our girls' generation is a post-Christian generation. This means many girls their age haven't even touched a Bible. With biblical literacy at an all-time low, we can't assume that our girls are familiar with famous Bible stories or have even heard the name of Jesus.

Our girls are unfamiliar with the Bible but swamped with information. It's no help that girls are accessing the internet from younger and younger ages and spending more and more time online. Children eight and under spend an average of two hours and twenty-four minutes on screens every day.¹ Even if they aren't connected to a screen, they can access smart speakers. Forty-one percent of kids in a recent survey said that they have been speaking with smart speakers from the age of six or younger.²

Beyond simply accessing information on the internet, girls are also active on social media from younger ages than ever. Forty-

six percent of six- to eleven-year-olds in the aforementioned survey reported having an active social media account (even though the typical minimum age requirement on social media apps and sites is thirteen).³ Social media propels them into the comparison trap as their worth becomes equated with likes and comments. This deepens their insecurities and deflates their confidence.

Our girls were not made to be insecure and timid. They were created to be confident in God's Truth and courageous in faith. That's what the *Walk on Water: Stepping Out to Trust Our Faithful God* curriculum is all about.

Girls will explore the Bible and observe how God uses ordinary people—like Moses, Mary, and Peter—to accomplish His will. They will see how God was *always* with His people, no matter what, and how His people stepped out in faith because they trusted Him. Girls will learn the practical ways these ordinary people stepped out in faith, like praying, serving, and sharing their stories.

Media and technology will always demand our girls' attention, but they can confidently live for God and focus on what matters most when they know that He is worthy of their attention, cares for them, and is with them no matter what. They will be inspired to share this Truth with others, making a difference in their generation!

¹ Victoria Rideout and Michael B. Robb, *The Common Sense census: Media use by kids age zero to eight, 2020* (Common Sense Media, 2020), 3, https://www.commonsensemedia.org/sites/default/files/research/report/2020_zero_to_eight_census_final_web.pdf.

² Zoha Tapia, "Children speak to Alexa more than to their own grandparents," infobip, September 27, 2021, <https://www.infobip.com/news/children-speak-to-alexa-more-than-to-their-own-grandparents>.

³ Ibid.

WALK ON WATER

OVERVIEW AND BREAKDOWN OF LESSONS

Through the *Walk on Water: Stepping Out to Trust Our Faithful God* curriculum, girls will discover how ordinary people trusted God and lived for Him, even amid life's storms. They will be inspired to trust God's faithfulness and confidently step out in faith as they discover His consistent character throughout scripture.

Through *Walk on Water*, girls will be:

1. Encouraged to trust God—the One who always has been and always will be with them
2. Equipped to grasp God's faithfulness through the biblical storyline
3. Empowered to develop a living, dynamic relationship with Jesus through prayer, worship, and Bible study
4. Emboldened to confidently step out in faith to share the gospel and their testimonies with others
5. Invited to engage and activate their faith through *Walk on Water* service projects

The *Walk on Water: Stepping Out to Trust Our Faithful God* curriculum contains enough material for eight weeks of club gatherings and eight *Walk on Water* service projects. Use the material every week, every other week, or in whatever fashion best fits your schedule.

Throughout your club season, girls will study the Bible to learn how God uses ordinary people to accomplish His will. They will discover God's consistent character and unending faithfulness, encouraging them to confidently step out in faith like others in the Bible. They will also be invited to participate in God's story by living out His Truth through prayer, worship, service, and more.

By the end of *Walk on Water*, girls will be equipped to confidently face life's storms head-on, *knowing* and *believing* God is with them.

LESSONS

LESSON	LESSON TITLE	LESSON MEMORY VERSE
Lesson 1	Step Out in Faith	Mark 4:39
Lesson 2	Step Out to Trust	Matthew 14:27b
Lesson 3	Step Out to Lead	Exodus 3:14a
Lesson 4	Step Out to Worship	Deuteronomy 6:5
Lesson 5	Step Out to Pray	Romans 12:12
Lesson 6	Step Out to Serve	Matthew 5:16
Lesson 7	Step Out to Testify	Psalms 40:3
Lesson 8	Step Out to Live for God	1 Peter 2:9

HOW TO USE WALK ON WATER

THREE OPTIONS

GEMS Girls' Clubs come in all shapes and sizes—from big to small clubs, city to rural clubs. Each club is as unique as our girls, so there is no one-size-fits-all. However, the one consistency across all GEMS Clubs is that they use the GEMS curriculum. Based on how frequently your club meets, you'll want to select one of the options below for using the *Walk on Water: Stepping Out to Trust Our Faithful God* resources. Once you've chosen the option that best fits your club, set your schedule for the year and begin praying, planning, and preparing.

OPTION 1

WALK ON WATER: STEPPING OUT TO TRUST OUR FAITHFUL GOD ALONE

This option works well for clubs that meet monthly or for a shortened season (October through December, January through March, or June through August). Use *Walk on Water* as a stand-alone resource for up to sixteen weeks. You will have everything you need for a complete club gathering.

OPTION 2

WALK ON WATER: STEPPING OUT TO TRUST OUR FAITHFUL GOD + BADGES

This option works well for clubs that meet two or more times a month and desire to rotate lesson nights and badgework. Use the sixteen weeks of *Walk on Water* with GEMS Girls' Clubs badges. Go to gemsgc.org for more information on our wide variety of girl-friendly badges and information on how to incorporate these resources into your club.

OPTION 3

WALK ON WATER: STEPPING OUT TO TRUST OUR FAITHFUL GOD + BADGES + OTHER GEMS SUPPLEMENTAL CURRICULUM

This option works well for all clubs, no matter the length of their season. Use the sixteen weeks of *Walk on Water* with other GEMS curricula like *LOVED*, *Friended*, *Act. Love*, *Walk, Rise Up*, or *Transformed* plus badges. Go to gemsgc.org for more information on these curricula and badges.

GETTING STARTED:

WHAT YOU NEED

The *Walk on Water: Stepping Out to Trust Our Faithful God* curriculum provides all the necessary components for helping girls discover God's Truth about how and why they can courageously step out in faith. The curriculum's easy-to-use format is intentionally designed to reduce planning and prep time so GEMS Leaders have more time to pray and focus on building relationships with their girls.

✔ **WALK ON WATER LARGE GROUP RESOURCE BOOK (LGRB)**—In addition to the *Walk on Water* curriculum overview, the LGRB contains eight Bible-based lessons, complete with Arrival activities, scripted Lesson Openers, Bible Teachings, weekly memory verses, meaningful Dismissals, eight service projects, eight crafts, and more! Order one LGRB for your Club Coordinator and one for each Co-Coordinator, craft leader, and worship leader.

✔ **WALK ON WATER SMALL GROUP LEADER'S GUIDE (SGLG)**—The SGLG contains everything you need to lead Small Group with excellence. Each SGLG includes welcome activities, memory verse games, relationship-building ideas, questions for applying God's Word, and prayer prompts. Order one SGLG for each Club Coordinator, Co-Coordinator, and Small Group Leader.

✔ **WALK ON WATER GRADES 6–8 SMALL GROUP LEADER'S GUIDE (SGLG)**—This age-specific SGLG will intentionally engage your sixth- to eighth-grade girls. This SGLG can be utilized in tandem with the LGRB or as its own curriculum. It contains welcome activities, age-specific Bible studies, and engaging activities for creativity, connection, and caring for themselves. Order one Grades 6–8 SGLG for your Club Coordinator and one for each Co-Coordinator and grades 6–8 Small Group Leader.

✔ **WALK ON WATER JOURNAL**—The *Walk on Water Journal* is essential during Small Group. This journal corresponds with the main SGLG. The journal's pages are the perfect places for girls to record application thoughts, insights, and prayer requests. It also contains Scripture

verses for girls to study at your club and read at home. Order one journal for each girl.

✔ **WALK ON WATER GRADES 6–8 JOURNAL**—This age-specific journal is crafted to engage sixth- to eighth-grade girls during Small Group. This journal corresponds with the Grades 6–8 SGLG. The pages are filled with space to reflect, apply the Bible Study, fill out prayer prompts, and more. This is an essential tool to help older girls go deeper in their faith at GEMS. Order one for each sixth- to eighth- grade girl.

✔ **WALK ON WATER KEY CHAIN**—The *Walk on Water* key chain contains thoughtfully designed tags with the Theme Verse, Deuteronomy 7:9, plus the eight other *Walk on Water* memory verses. Order one key chain per girl.


✔ **WALK ON WATER STICKERS**—Stickers help God's Truth stick! These stickers are perfect for a prize closet or to give as incentives as girls memorize their *Walk on Water* memory verses. Order one sticker sheet per girl.

✔ **WALK ON WATER ONLINE RESOURCES**—This digital library contains tools to help your club run easily and effectively. The Online Resources include *Walk on Water* printables, memory verse movement instructional videos, Real Talk videos, presentation slides, and more. The Online Resources are included with the purchase of the *Walk on Water* starter kit, but they're also available for separate purchase at gemsgc.org/store.

NOTE: A 📎 indicates that something is included with the *Walk on Water* Online Resources.

✔ **WALK ON WATER THEME SONG**—"Step Out" by Steven Wierenga, as well as motion and tutorial video downloads, are available in the *Walk on Water* Online Resources. 📎

✔ **REAL TALK VIDEOS**—An intro video to meet the GEMS *Walk on Water* Real Talk team and eight Real Talk videos provide relevant and inspiring challenges to close each lesson,

helping girls live out the Truth they learned at your club. All videos are available in the *Walk on Water* Online Resources. 

OPTIONAL RESOURCES

✓ **WALK ON WATER VERSE POSTER**—This poster displays the Theme Verse, Deuteronomy 7:9. The digital download includes a high-resolution file and a license to print one copy at your chosen printer (see copyright information).

✓ **WALK ON WATER IRON-ON LOGO**—This iron-on logo is perfect for T-shirts, fabric bags, and banners. It adheres to cotton and many other fabrics. Transfers are quick to apply and durable, and they will stretch with your garment.

✓ **MICAH 6:8 POSTER**—This poster displays the GEMS Girls' Clubs Aim, Micah 6:8. Girls and leaders recite this Aim each time they meet at club. The digital download can be purchased via the GEMS online store and includes a high-resolution file and license to print one copy at your chosen printer.

✓ **BIBLE**—We recommend the *NIV Ultimate Bible for Girls, Faithgirlz Edition*, published by Zonderkidz. Purchase this Bible for your girls at gemsgc.org/store.

✓ **GEMS GOSPEL TREASURE BOX**—Use this tangible tool to share the gospel with your girls. See "The Joy of Sharing Jesus: Leading a Child to Christ" on page 13 for more information.

✓ **GEMS CURRICULA**—You can also incorporate other GEMS curricula like *LOVED*, *Friended*, *Act. Love. Walk.*, *Rise Up*, or *Transformed* or badges from the *Discovery Place Badge Book*. See "How to Use *Walk on Water*" options two and three on page 6.

AND MORE! You may purchase additional resources from gemsgc.org/store or call 616-616-GEMS (4367) in the US or 519-424-9007 in Canada.

COPYRIGHT: All *Walk on Water: Stepping Out to Trust Our Faithful God* materials are protected under copyright. Photocopying is not allowed, with the exception of the printables in the *Walk on Water* Online Resources. The *Walk on Water* logo is not to be used in any manner other than for promotional materials without express permission from GEMS Girls' Clubs. These clip art images may not be used on any products. Products include but are not limited to mugs, special recognition awards, key chains, pens, pencils, and T-shirts.

THE FOUR P'S FOR A STRONG CLUB SEASON

Once you've selected the *Walk on Water* curriculum option that's right for your club, put these four P's into place to create a secure foundation for a strong, successful GEMS Club season.



PREPARATION

A chart at the beginning of each lesson lists the materials you need to prepare for each club meeting. Advance preparation includes reading over the lesson, gathering needed supplies, coordinating your GEMS Leaders, praying for the girls, and printing any needed materials.

The *Walk on Water* curriculum is designed to minimize your preparation time for a smooth, successful club gathering. Be sure to check out the many downloads, videos, forms, activity sheets, and more included with the *Walk on Water* Online Resources.

Here are helpful GEMS Club preparation tips:

NOTE: A 📎 indicates that something is included with the *Walk on Water* Online Resources.

—PREPARING FOR ARRIVAL

- ~ Download *Walk on Water* name tags. 📎
- ~ Gather colored pencils, crayons, and *Walk on Water* coloring sheets 📎 for the Sit & Chat questions.
- ~ Print off the *Walk on Water* Grown-Up Guides 📎 for each lesson.

—PREPARING FOR LARGE GROUP

- ~ Prepare an easy way for girls to read and recite Micah 6:8 and Deuteronomy 7:9. Download presentation slides 📎 or display the verses using the posters available at gemsgc.org/store.
- ~ Select worship songs, including the *Walk on Water* Theme Song "Step Out" by Steven Wierenga, 📎 and provide the means to play them.

- ~ Practice motions for the *Walk on Water* Theme Verse and each lessons' memory verse using the videos in the *Walk on Water* Online Resources. 📎

—PREPARING FOR SMALL GROUP

- ~ Prepare the gathering spaces needed for the Small Group activities and crafts.
- ~ Provide the materials needed for each Small Group Leader, including the *Walk on Water Small Group Leader's Guide*, writing utensils, Bibles, *Walk on Water Journals*, etc.

—PREPARING FOR CRAFTS

- ~ Watch the step-by-step video tutorial for each craft. 📎
- ~ Watch "Crafting with a Purpose" on GEMS ReFresh for an inspiring overview of the importance of crafts at your club.

REMEMBER: The time required for any craft depends on how much prep work is done in advance, how many helping hands are available to the girls, and each girl's age and individual abilities.

—PREPARING FOR DISMISSAL

- ~ Download the Real Talk videos 📎 and provide the means to play them.
- ~ Distribute GEMS Club invitations 📎 to help girls invite their friends to your next club meeting.



PLACES

Create welcoming, safe, and fun places that tie into the *Walk on Water* theme. You will need one space to host Large Group, as well as separate Small Group meeting places and craft areas.

—LARGE GROUP SPACE: Decorate with anything that will make your space feel like a lakeshore—fun, contemporary, and compelling for all ages. Avoid anything that looks "under the sea," pirate-like, or surfer girl. Instead, think of warm sunset colors, twinkle lights, sailboat and lighthouse cutouts,

cardboard sandcastles, life preservers, wooden oars, and rope.

—SMALL GROUP SPACE: Create a space where girls immediately know they have a safe, fun place to belong. Use sunset-colored tablecloths, twinkle lights, and trendy lakeshore accessories.

—CENTERPIECE IDEAS:

- ~ Clear jars or vases filled with sand and seashells
- ~ Lanterns wrapped with rope
- ~ Blue tablecloths with pieces of driftwood and/or clear jars filled with river rocks in the center of the tables

NOTE: For fun decorating ideas, visit the Walk on Water Pinterest board at www.pinterest.com/gemsgc/walk-on-water/.



PEOPLE

Teamwork makes the dream work! In addition to the Club Coordinator, your club will need one GEMS Leader for each small group of six to eight girls. The Small Group Leader should stay with her small group throughout the year. Clubs may also have additional helpers for tech, worship, snacks, prayer partners, and crafts.

Volunteers who are well trained will feel more comfortable in their roles and are more likely to stay invested. GEMS ReFresh is a relevant online training program available for all current GEMS Clubs. Go to gemsrefresh.org to access the complete library of ReFresh videos.

GEMS **ReFresh**
Equip • Encourage • Engage



PRAYER

A strong club season is covered in prayer. Be sure to take time to pray with GEMS Leaders before and after your club meetings, and pray with girls during your club meetings.

SAMPLE
DO NOT
REPRODUCE



WALK ON WATER

CLUB GATHERING AT A GLANCE

**EVERY GEMS CLUB GATHERING IS BROKEN INTO
FOUR ESSENTIAL PIECES. THEY INCLUDE:**

ARRIVAL—GIRLS MATTER

Icebreaker Activity
Sit & Chat Questions

LARGE GROUP—GOD’S WORD MATTERS

Praise & Worship
Recap & Review
Lesson Opener
Bible Teaching
Lesson Memory Verse
Closing Prayer

SMALL GROUP—RELATIONSHIPS MATTER

Welcome
Step In
Lesson Memory Verse
God’s Word Is Truth
Digging Deeper (optional)
Walk It Out
Prayer
Craft, Badgework, or Walk on Water Service Project

DISMISSAL—LEAVING CHANGED MATTERS

Return to Large Group
Real Talk Video
Closing Prayer

You can also watch the ReFresh Message “Four Essential Pieces to Structuring Your Club Meeting” at gemsrefresh.org for more information.

GEMS ReFresh

Equip • Encourage • Engage

WALK ON WATER

CLUB GATHERING OVERVIEW

While some clubs have the luxury of two-hour meetings, each *Walk on Water* lesson is structured for a one-and-a-half-hour club meeting.

ARRIVAL—GIRLS MATTER

Arrival is the time from when girls arrive until club officially starts. When girls open the club doors, the first people they should meet are their GEMS Leaders. The whole team is waiting for them, welcoming them, and letting them know that they matter! Because here is a girl's reality—a GEMS Leader may be the first person in her day who leaned in and asked, "How are you doing, *really*?"

Then direct girls into the Large Group space to play the Arrival activity. Engage in the pre-planned Icebreaker game or use the Sit & Chat questions to connect with each girl.

LARGE GROUP—GOD'S WORD MATTERS

Large Group is the twenty- to thirty-minute time frame where all the girls and leaders are in one space. Begin with a warm welcome and prayer. Recite the GEMS Girls' Clubs Aim, and then worship together.

After worship, the GEMS Leader will lead a quick Recap & Review of what the girls have learned in previous lessons.

After the Recap & Review, the GEMS Leader will transition to the Lesson Opener. Then, they will open God's Word for the Bible Teaching. After the Bible Teaching, the GEMS Leader will help girls memorize the memory verse.

Finally, Large Group will end in prayer before dismissing to Small Group.

SMALL GROUP—RELATIONSHIPS MATTER

Small Group is a sixty-minute time frame when six to eight girls meet with their Small Group Leader. It's within these small groups that relationships are deepened and lives are changed.

During the first thirty minutes of Small Group, a leader will guide her group into God's Truth through the Bible and the *Small Group*

Leader's Guide (SGLG). The SGLG is key to building relationships, teaching memory verses, and exploring Scripture. Discipleship takes place as the leader guides girls in prayer and helps them apply God's Truth to their daily lives.

The *Walk on Water Journal* is the perfect place for girls to record application thoughts, things they are learning in the Bible, and prayer requests. Be sure each girl also has a physical Bible and a *Walk on Water* key chain to keep Scripture memorization going at home.

During the last thirty minutes of Small Group, grow relationships with hands-on activities. This is the time to complete a craft, earn badges, or participate in a *Walk on Water* service project.

DISMISSAL—LEAVING CHANGED MATTERS

Dismissal is the last five to ten minutes of club. Gather all of the girls and leaders into the Large Group space to reiterate the focus of the club meeting and pray.

Show a Real Talk video from the *Walk on Water* Online Resources, pray, and then dismiss the girls.

THE JOY OF SHARING JESUS: LEADING A CHILD TO CHRIST

Leading a girl to Christ is one of the most wonderful things you may do as a GEMS Leader. After all, GEMS stands for Girls Everywhere Meeting the Savior. This is the heart of what we do!

Sharing the gospel with your girls is important and might feel nerve-wracking, but take heart and trust that the Holy Spirit will give you the words you need. If a girl asks how to follow Jesus, remember the ABC's.

A: ADMIT YOU NEED HELP. We have all sinned against (or disobeyed) God with our thoughts, words, and actions (Romans 3:23), so we need to tell God that we know we have sinned and we are sorry.

B: BELIEVE IN JESUS. Sin comes at a cost; it deserves punishment (Romans 6:23). But Jesus took on this punishment by dying on the cross for our sins. He defeated sin and death by rising from the dead and offering us forgiveness and redemption in Him. So we need to tell God that we believe Jesus is truly God's Son who took the punishment for our sins by dying for us and rising from the dead.

C: CONFESS THAT JESUS IS LORD. This is a twofold confession. One meaning of "confess" is "to admit." We need to admit that we need God's help. Another meaning of "confess" is "to declare." Romans 10:9 says, "If you declare with your mouth, 'Jesus is Lord,' and believe in your heart that God raised him from the dead, you will be saved" (see also 1 John 1:9). So we need to tell God that we believe Jesus died for us and rose again and that we trust Him.

Remember, sharing the gospel doesn't need to be rushed, and it's not just a one-time conversation. It may take girls time before they fully grasp the gospel and decide to follow Jesus. In the meantime, keep sharing the


gospel, praying for your girls, and answering their questions. When you continue to serve faithfully, the Lord will use you to reach your girls.

ADDITIONAL RESOURCES

GEMS has more resources to help you share the gospel with your girls.

GEMS GOSPEL TREASURE BOX—This box is a girl-friendly, tangible resource that aids leaders in walking girls through the gospel message. Use this treasure box in Large Group, Small Group, or one-on-one settings throughout the season. It includes a three-part video message series for training and equipping. To order, go to gemsgc.org/store.

GOSPEL TRAINING VIDEOS—Training videos to equip GEMS Leaders to share the gospel are available on GEMS ReFresh at gemsrefresh.org.



HOW TO MAXIMIZE THE POTENTIAL OF THE WALK ON WATER SURVEY

You are making a difference by helping your girls develop living, dynamic relationships with Jesus. What you do matters! The *Walk on Water* survey helps measure the impact your club has on your girls. Through the survey, you will see that God has used you to make a difference in the lives of your girls.

The information you gain from each survey can be used as evidence for real-life change taking place. You can also share the results with your pastor, church community, parents, and fellow GEMS Leaders to encourage others that God is at work in each girl's life.

MEASURE WHAT MATTERS MOST BY FOLLOWING THREE EASY STEPS


1. **GIVE THE SURVEY.** Download the survey from the *Walk on Water* Online Resources and have each girl take the survey during Small Group in Lesson One and Lesson Eight. This will only take a few minutes to complete, and the responses

are anonymous, giving the girls freedom to share their honest answers.

2. **RECORD THE ANSWERS.** After Lesson One and Lesson Eight, Small Group Leaders give the surveys to the Club Coordinator, who will ensure that the club's answers are compiled and recorded at bit.ly/GEMSWalkOnWaterSurvey.
3. **SHARE YOUR RESULTS.** Share what you learned with church leaders, parents, GEMS Leaders, and your church on GEMS Sunday. Take time to celebrate the incredible work God is doing in and through your club. Use the results as a helpful prayer guide to continue supporting your girls.

Measuring what matters maximizes your opportunity to make an eternal difference in the life of every girl entrusted to your club.

Give the survey, record the answers, and share the results. Be reminded that what you do is more than worth it. You're making an eternal difference—one girl at a time.



LESSON 1

STEP OUT IN FAITH

Date of Lesson _____



PURPOSE: To introduce GEMS girls and their grown-ups to *Walk on Water* and instill faith in the One who is more powerful than the wind and waves.

LESSON ONE MEMORY VERSE: “[Jesus] got up, rebuked the wind and said to the waves, ‘Quiet! Be still!’ Then the wind died down and it was completely calm” (Mark 4:39).

NOTE: A 📎 indicates that something is included with the *Walk on Water* Online Resources.

SMALL GROUP

- Bibles (one per girl and leader)
- One *Walk on Water Journal* per girl
- One *Small Group Leader's Guide* per leader
- Writing utensils: pencils or pens, crayons, colored pencils, or markers
- Small Group Welcome supplies: two soft objects to toss (plush balls, small stuffed animals, etc.)
- Step In supplies: One *Walk on Water Survey* 📎 per girl (see page 14 for details)
- Theme Verse and Lesson One Memory Verse supplies: Deuteronomy 7:9 Theme Verse Video; 📎 Mark 4:39 Lesson One Memory Verse Video; 📎 one “Emoji Pictionary” Handout 📎 per girl; one Lighthouse Picture 📎 per group
- Walk It Out supplies: one index card per girl; one A-to-Z Who God Is List 📎 per girl

CRAFT SUGGESTION

THEME VERSE BANNER

See page 75 for craft supplies and instructions. For a video tutorial of this craft, view the “L1-Theme Verse Banner” video. 📎



SMALL GROUP WELCOME

[Time: 3 minutes]

LEADER NOTE: Thank you for saying “yes!” to the incredible opportunity of pouring into the hearts and lives of the girls that God has entrusted to you. Your intentional leadership, love, and patience will minister to girls more than you could ever know.

SAY Welcome to Small Group, girls! My name is _____, and I am so excited to be your GEMS Small Group Leader. I can't wait to hang out with you and get to know you.

(If time allows, tell them briefly about you, your preferred name or nickname, and how long you've been a part of GEMS.)

Girls, I'm so excited that you're in this group. Together, we will laugh, make fun memories, have amazing conversations, and dig deeper into God's Word, the Bible.

You are welcome here if you've heard about Jesus before, already have a relationship with Him, or this is all new to you today. This is a safe space to share what's on our hearts and minds and ask questions.

Let's start off with a fun activity called "Name Toss" to help us get to know one another better.

LEADER NOTE: If girls already know one another's names in your group, you can adapt the "Name Toss" game to challenge girls to share a fun fact about themselves for every letter of their name each time they receive the ball from someone.

Should a girl have a broken finger, arm, or any type of limb difference, be sure to adapt the game accordingly to create space for girls to participate. Consider appropriately adapting each activity to fit your small group throughout the *Walk on Water* curriculum.

"NAME TOSS"

INSTRUCTIONS:

1. Invite girls to stand in a circle. Go around the circle twice to share names aloud.
2. Next, give one ball to a girl to start off. She will say her name and someone else's name around the circle. She will then gently toss the ball (with an underhanded toss) to the girl whose name she spoke aloud.
3. To receive the ball, the next girl must say her own name and then the name of someone else to whom she plans to toss the ball.
4. After each girl's name has been said at least twice, add in a second ball.
5. Explain to the girls that the goal is to go quickly and not drop the balls on the floor.
6. Play a few rounds of this until you feel girls grasp one another's names well.

SAY Great job! We'll have lots of fun getting to know one another this club season.



STEP IN


[Time: 5 minutes]

WALK ON WATER SURVEY

SAY Girls, you can help your GEMS Leaders get to know you better by helping us with this short *Walk on Water* Survey. This survey has some get-to-know-you questions, and it will show us how we can have an awesome GEMS season together. Please give us honest

responses and try not to overthink it. This is anonymous, meaning we don't want you to put your name on the survey. So please take just a few minutes to circle what is true for you today.

INSTRUCTIONS:

1. Download and print one *Walk on Water* Survey  per girl.
2. Give one writing utensil to each girl. Don't have girls write their names on their surveys because it is meant to be anonymous.
3. Once girls finish their surveys, collect them and give them to your Club Coordinator, who will report the results by following the instructions on page 14.

WHY TAKE THE WALK ON WATER SURVEY?

This survey is a tool to help you assess where your girls are at the beginning and end of the club season. Please complete this brief survey during Lessons One and Eight in the *Walk on Water* curriculum. The survey can be used to obtain statistics and information to summarize the impact of GEMS for your church, community, and/or pastoral leadership team.



THEME VERSE AND LESSON ONE MEMORY VERSE

[Time: 7 minutes]

SAY Girls, one activity we will do together in small groups is memorizing Bible verses. This season, we'll memorize our *Walk on Water* Theme Verse and eight other verses together.

LEADER NOTE: Unlike other lessons in the *Walk on Water* curriculum, Lesson One, "Step Out in Faith," has both the Theme Verse and the Lesson One Memory Verse to memorize. Manage your time to effectively work on memorizing both verses now.

Help girls understand the *why* behind memorizing God's Truth. Explain that the Bible is the true story of God's interaction with the world. It helps us discover how to know God and live as His children.

SAY The Bible, God's Word, is like a lighthouse. (Show the Lighthouse Picture. 🏠) Just as lighthouses guide ships through rough waters, God's Word helps us discover how to know God and live for Him. As Psalm 119:105 says about God's Word, "Your word is a lamp for my feet, a light on my path."

Let's practice memorizing our *Walk on Water* Theme Verse, Deuteronomy 7:9.

(Read Deuteronomy 7:9 in your Bible for girls.)

LEADER NOTE: Review the meaning of Deuteronomy 7:9. Define "faithful" as unchanging and trustworthy. Define "covenant" as an agreement between people that involves promises. Define "generations" as age groups of people. Define "commandments" as God's rules that help us worship and obey Him.

SAY Today's lesson, "Step Out in Faith," also includes a special memory verse: Mark 4:39. (Read Mark 4:39 from your Bible.)

Knowing that Jesus is powerful and that He is with us, we can have courage no matter what storms we face.

HAVE EACH GIRL FIND THE VERSE IN HER BIBLE Learning to use the table of contents and navigate God's Word takes time, but it is a skill worth teaching.

PRACTICE WITH MOTIONS View the Deuteronomy 7:9 Theme Verse Video 📺 and the Mark 4:39 Lesson One Memory Verse Video 📺 or get creative and make up your own motions.

LEADER NOTE: If girls struggle with reading or comprehension, engage them by reading the verses aloud. You can add some fun props or visual cues to aid in the girls' understanding.

OPTIONAL MEMORY TOOL: "EMOJI Pictionary"

INSTRUCTIONS:

1. **IN ADVANCE:** Download and print one copy of the Emoji Pictionary Handout. 📄

2. Have girls work together to guess the blanks and fill them in based on the provided emojis.
3. Once the verse has been discovered, have one girl turn to Mark 4:39 in her Bible and read it aloud for everyone to hear. Then, evaluate how close you were to accurately completing the blank spaces to finish the memory verse.
4. Give girls the chance to practice saying the verse aloud from memory.

LEADER NOTE: Older girls may wonder why some Bible verses say "Lord" and others say "LORD." You can explain that verses like Deuteronomy 7:9 use "LORD" because in the original Hebrew text, God's special name, Yahweh, is used and "LORD" indicates that term's usage in the English translation. In other passages, "Lord" may be used, and this is because the Hebrew word used in the original translation is "Adonai." Adonai means "my lords." So when "Lord" is used in the English translation, it indicates one's relationship with God as lord and/or master.¹



GOD'S WORD IS TRUTH

[Time: 10 minutes]

LEADER NOTE: Distribute *Walk on Water Journals* and writing utensils to each girl, and ensure that each girl has a Bible. As you engage girls with questions, encourage them to respond, fill in/color on their *Walk on Water* journaling page, and follow along in their Bibles.

LESSON RECAP: In today's Bible Teaching, we learned how Jesus was with His followers in the boat, and they learned to trust Him more deeply through a pretty nerve-wracking experience. We also learned our *Walk on Water* Theme Verse, Deuteronomy 7:9.

¹ Jeff A. Benner, "What is the difference between lord, Lord and LORD?", Ancient Hebrew Research Center, 1999, <https://www.ancient-hebrew.org/name-god/difference-between-lord-Lord-and-LORD.htm>.

LEADER NOTE: Encourage girls to open to pages 4–5 of their *Walk on Water Journals* to color in the Deuteronomy 7:9 Theme Verse coloring pages while you discuss together.

1. **ASK** What stood out to you the most from the Bible Teaching about Jesus calming the storm? (*Listen to responses. Share what stood out to you as well.*)
2. **ASK** How did Jesus's followers react to Jesus in the boat when He was asleep versus after He calmed the storm? Why do you think they reacted that way? **Jesus's followers were afraid they would drown, so they went to wake Him, probably confused as to why he was sleeping in the middle of the storm. But after Jesus calmed the storm, His followers were terrified—they had never seen anyone do what Jesus did. Only God could control the sea. So they started to trust that Jesus was who He said He was: the Son of God and the One more powerful than the wind and waves.**
3. **ASK** Girls, why do you think Jesus was able to sleep in the middle of the storm? **Maybe Jesus was sleeping because He was tired. After all, He was fully human. Or maybe it was because He wasn't afraid like everybody else on the boat. Jesus knew He was also fully God, and the storm was not too powerful for Him to control.**

LEADER NOTE: Girls may be facing difficult circumstances. Sometimes, the best way to help is to offer a listening ear or a warm side hug to a girl in need who has faced her share of “storms.” Encourage her that she is not alone, God has not forgotten her, He loves her, and He can be trusted.


4. **SAY** Let's open our *Walk on Water Journals* to page 7. Color in the waves that you may be facing this week. Write or draw pictures in other waves to show other situations you may be going through. Also, notice the sailboat riding along the waves. Imagine Jesus on the boat, like in today's story. He is with you, no matter what.

LEADER NOTE: The *GEMS Walk on Water Journal* encourages girls to dig deeper into God's Word and reflect on their learning. If girls do not have a *Walk on Water Journal*, they can still follow along and answer the questions verbally. You can also give girls plain paper to use or draw the journal activities as they appear below on a whiteboard so girls can participate. Purchase journals for your girls through the online GEMS store at gemsgc.org/shop or call the GEMS office to place an order. See page 93 for contact information for the GEMS office.

STEP OUT IN FAITH

God is trustworthy, He is always with me, and He is more powerful than the wind and waves I face.

INSTRUCTIONS: Color in the waves that you may be facing this week. Write or draw pictures in other waves to show other situations you may be going through.



PRAY

Dear God, thank You for _____.

Help me trust You with _____.

Please _____, You are more powerful than _____. In Jesus' name, amen.

7

LEADER NOTE: Help your girls understand their “waves.” Explain that these are the tough situations they may be going through. Maybe they got into a fight with their best friend, have a test next week, or are experiencing difficulties at home. As they consider their waves, remind them they are LOVED and you are always there to listen, encourage, and pray with them.


SAY Girls, you can trust Jesus because He is with you and is more powerful than the wind and waves. Jesus invites you to step out in faith to trust Him, no matter what comes your way this week.

5. Bonus journal activity (optional): SAY


Open your *Walk on Water Journals* to page 6. Explore God's Word to look up the other Bible passages and discover just how powerful God is! Color each fish after you've read the Bible passages. Next to each fish, write down what we learn about God and His power according to each passage. **Genesis 1:1–3—God is so powerful, He created the heavens and the earth. John 11:38–43—God is so powerful, He can raise the dead. Romans 10:9—God is so powerful that He can forgive us for our sins, or the things we think, say, or do that disobey God.**

GOD'S WORD IS TRUTH


INSTRUCTIONS:
Look up each verse in your Bible. Draw or write what these verses show about God and His power. Color in each fish after you've explored each passage.



Genesis 1:1-3



John 11:38-43



Romans 10:9

LESSON ONE MEMORY VERSE

[Jesus] got up, rebuked the wind and said to the waves, "Quiet! Be still!" Then the wind died down and it was completely calm. MARK 4:39

LEADER NOTE: As time allows, ask: "Girls, what questions do you have related to what we talked about today?" You do not have to know the answers to all their questions. It's okay to say, "I'm not sure, but let's keep searching God's Word for answers this week." You can also talk to a trusted GEMS Leader or pastor to gain clarity.

? DIGGING DEEPER QUESTIONS

LEADER NOTE: If there are older or more mature girls in your group who are ready for a deeper study of Scripture, work on this section as time allows.

1. **ASK** Does it ever feel like Jesus is asleep in the storms you face? Are you facing a challenge (like relationship issues with friends, troubles at home, having a hard time with a certain subject, etc.) where it feels like Jesus isn't paying attention to you or listening to your prayers? Why or why not? **Sometimes it may feel like Jesus is asleep or can't hear our prayers, but the reality is that He hears us and will never leave us. He is faithful. He is powerful. We can trust Him.**

LEADER NOTE: You can demonstrate authenticity by sharing appropriate parts of your own testimony to show how Jesus was with you through a "storm" in life and share how you felt. Be sure to model authenticity appropriately, being careful not to overshare or share details that are too mature for this audience.

2. **ASK** Can we still trust God even when He chooses not to calm storms in our lives? When hard things keep happening, can we still trust Him? Why or why not? **Just because we face a storm does not mean that God is not good or that He's not more powerful than the storm. Remember, Jesus allowed His disciples to face the storm to learn He was more powerful than the storm and to trust Him no matter what. The more storms we face with Jesus, the more we will learn that He can be trusted and is with us.**

3. **ASK** When you face hard things, what can you do to be reminded of God's faithfulness? **We can talk to God through prayer. We can also listen to worship music to remind us of God's Truth. We can read God's Word, our lighthouse, which guides us and shows us who God is and how we are to live for Him. We can also talk to trusted grown-ups and friends.**




WALK IT OUT

[Time: 3 minutes]

"GOD'S CHARACTER, OUR ANCHOR"

INSTRUCTIONS:

1. Provide each girl with one index card, one writing utensil, and one A-to-Z Who God Is List. 
2. Encourage girls to choose one characteristic of God to remind them of who God is this week.

LEADER NOTE: Remind girls that God is our anchor. Just like anchors stay strong and keep boats steady, we can trust in God's strong, unchanging character, which gives us the peace of knowing who God is even in the middle of the storms we face. You may want to draw or show a picture of an anchor to help the girls understand the symbol you're trying to describe here.

3. Invite girls to write or draw about the chosen descriptive words on the index card and the Bible verse on the list.
4. Encourage girls to keep this index card of Truth somewhere they will see it regularly (e.g., in their locker at school or on their bathroom mirror at home). Allow girls to keep their A-to-Z Who God Is List, too.
5. **Optional:** For girls who want an extra challenge, have them try to memorize the verse that goes along with the attribute of God that they selected from the A-to-Z Who God Is List this week. Challenge the girls to recite the verse aloud when the "wind and waves" around them grow strong.

SAY There's always more we can learn about God. I'm so glad we'll grow together in faith and friendship this season as we study God's Word.

Girls, remember that God is with you and bigger than the wind and waves you may face. You can trust Him no matter what.

If you have questions, I'd love to chat! Remember, you are not alone. You are LOVED.

Let's spend time praying together.



LET'S PRAY

[Time: 3 minutes]

LEADER NOTE: Girls can fill in the prompt in the *Walk on Water Journal* to get started, or you can end your night by leading your own prayer (or by using the one provided below).

(The prayer prompt in the *Walk on Water Journal* says, "Dear God, thank You for

Help me trust You with _____. Please
You are more powerful than _____. In Jesus's
name, amen.")

PRAY


Dear God, thank You for each of these girls and our time together today. Thank You for showing us through Your Word that You are way more powerful than the storms we may face. Help us to step out in faith, trusting that You are with us this week. Thank You for being with us even as we leave here. In the powerful name of Jesus, amen.

(Spend the rest of Small Group doing a craft or service project, or return to the Large Group space for Dismissal.)



SAMPLE
NOTICE

REPRODUCTION



WALK ON WATER

Journal

SAMPLE
DO NOT
REPRODUCE



WALK ON WATER

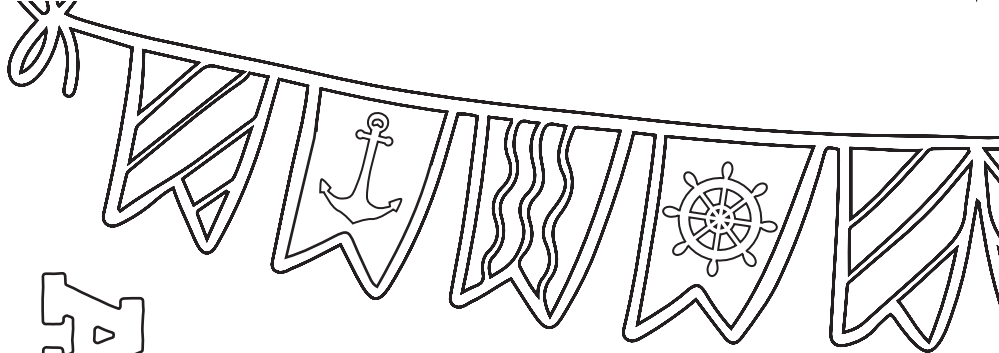
Journal

THIS JOURNAL BELONGS TO:

.....

DATE:

.....



ABOUT ME!

My name is: _____.

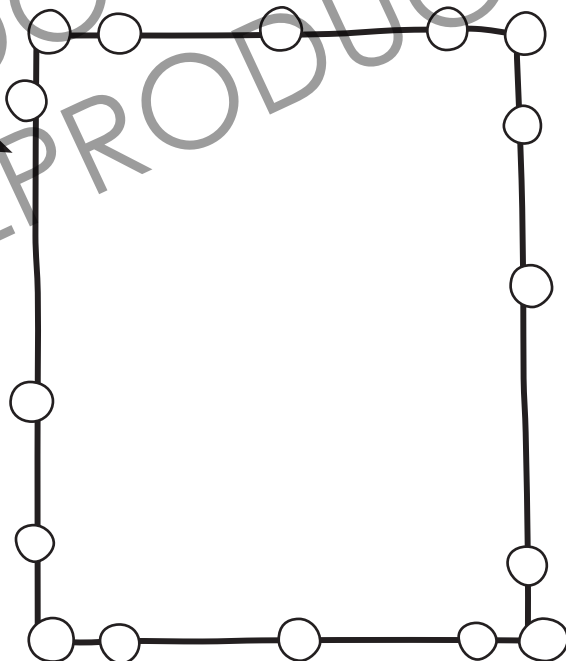
My birthday is: _____.


My grade: _____.

I live with: _____.

My favorite color(s): _____.

**A DRAWING
OF MYSELF**





GET TO KNOW ME

My favorite **SNACK** is: _____.

My favorite way to **CELEBRATE** is: _____


I **LOVE** to: _____.

My friends would **DESCRIBE** me as: _____.

My favorite **SONG** is: _____.

**KNOW THEREFORE
THAT THE LORD
YOUR GOD IS GOD;
HE IS THE
FAITHFUL
GOD, KEEPING HIS
COVENANT
OF LOVE TO
A THOUSAND
GENERATIONS
OF THOSE WHO
LOVE HIM AND
KEEP HIS
COMMANDM**






Deuteronomy 7:9


GOD'S WORD IS TRUTH

INSTRUCTIONS:


Look up each verse in your Bible. Draw or write what these verses show about God and His power. Color in each fish after you've explored each passage.



Genesis 1:1-3



John 11:38-43



Romans 10:9

LESSON ONE MEMORY VERSE

*[Jesus] got up, rebuked the wind and said to the waves,
"Quiet! Be still!" Then the wind died down and
it was completely calm. MARK 4:39*

STEP OUT IN FAITH

God is trustworthy, He is always with me, and He is more powerful than the wind and waves I face.

INSTRUCTIONS: Color in the waves that you may be facing this week. Write or draw pictures in other waves to show other situations you may be going through.



Bullies

Friend drama

Try-outs

Worries

Fear

Peer pressure

Loved one is sick

Fighting at home

Schoolwork/tests

PRAY

Dear God, thank You for _____.

Help me trust You with _____.

Please _____. You are more powerful

than _____. In Jesus' name, amen.

GEMS Girls' Clubs

GEMS Girls' Clubs

Bringing girls into a living, dynamic
relationship with Jesus Christ

US: 1847 RW Berends Dr SW, Wyoming, MI 49519
CANADA: 261 Woodall Way, Woodstock, ON N4T 0K9

Visit our website: gemsgc.org

Content Contributors: Bethany Norris and Kamarah Bayard

Content and Curriculum Manager: Rachel Wierenga

Executive Director: Wendy Hammond

Graphics and illustrations Designed by Freepik, AdobeStock

Design by Michelle Lenger

Copyright ©2025 GEMS Global

ISBN 978-1-967607-00-6

**No part of this publication may be reproduced in any
form without written permission of the publisher.**

Printed in the U.S.A.